

EXTERNAL DOCUMENT

stcn.publi@banque-france.fr

Highlights on the commercial paper and medium-term note market ¹ - August 2018

Key data

Outstandings (in billions of euros)	Over the month			2008-2018		2008-2018	
	31-Jul-18	31-Aug-18	Change	Min.	Date	Max.	Date
NEU CP	272,9	269,4	-3,5	245,3	04/07/16	547,0	27/01/09
Bank issuers	196,4	191,1	-5,3	187,7	01/07/16	465,9	22/05/09
Corporate and public issuers	71,8	73,6	1,8	35,2	22/01/10	74,8	09/08/18
Securitization vehicles	4,7	4,7	0,0	3,0	01/10/14	42,4	19/02/08
NEU MTN	55,7	56,4	0,7	40,2	15/11/16	79,5	24/01/14
Total	328,6	325,8	-2,8	291,6	04/07/16	618,1	27/01/09

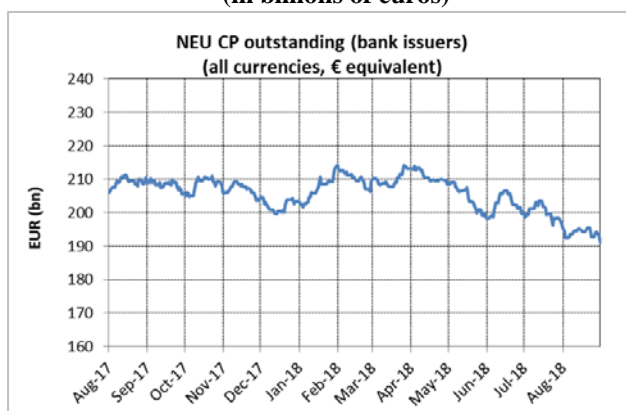
New issuers :

APERAM (corporate)

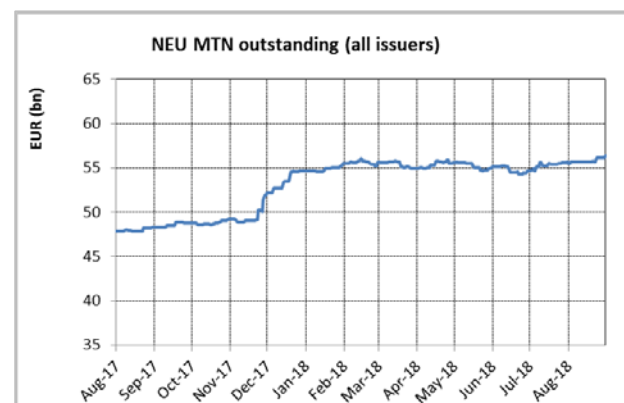
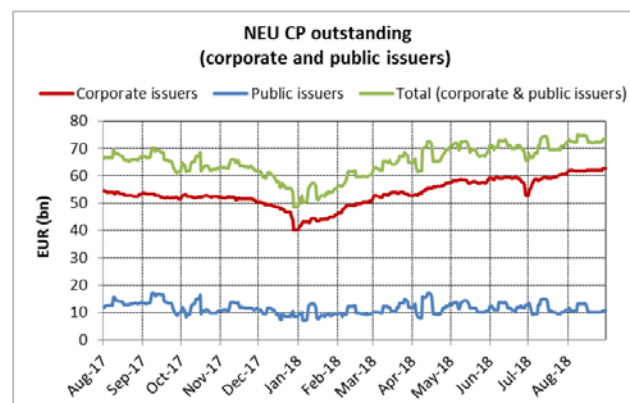
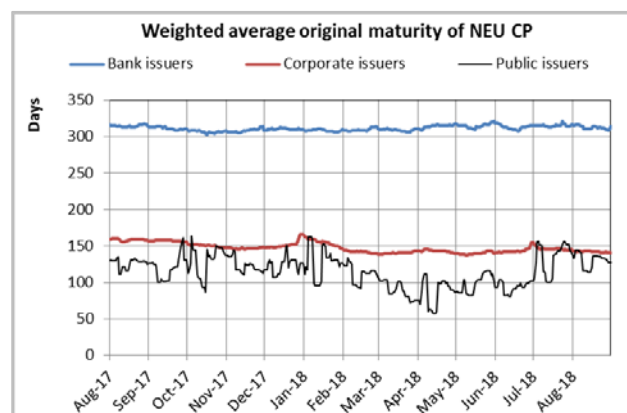
Département de la Gironde
(public)

Source : Banque de France - DGSO - DMPM - STCN

NEU CP Outstanding amounts (in billions of euros)



NEU CP Original maturity (in days)



Source : Banque de France - DGSO - DMPM - STCN

N.B.: the NEU CP outstanding (corporate issuers) reached an all-time high of 62.6 billion € i.e. 23.2% of total.

¹ Trade name : Negotiable European Commercial Paper and Medium-Term Note (NEU CP – NEU MTN)