

Highlights on the commercial paper and medium-term note market ¹ - March 2020 ²

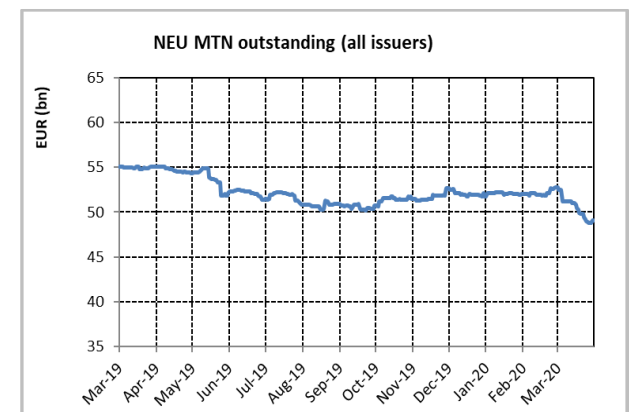
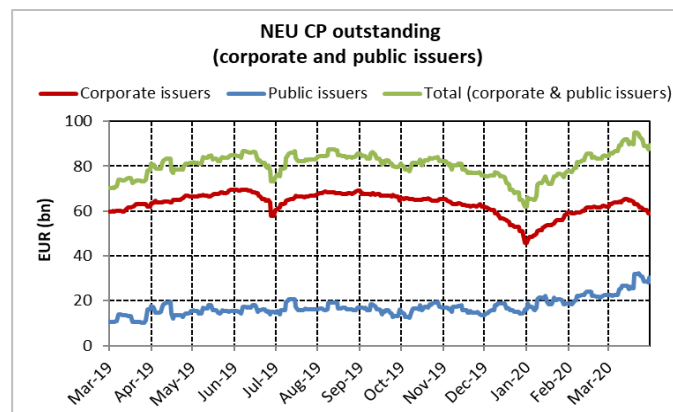
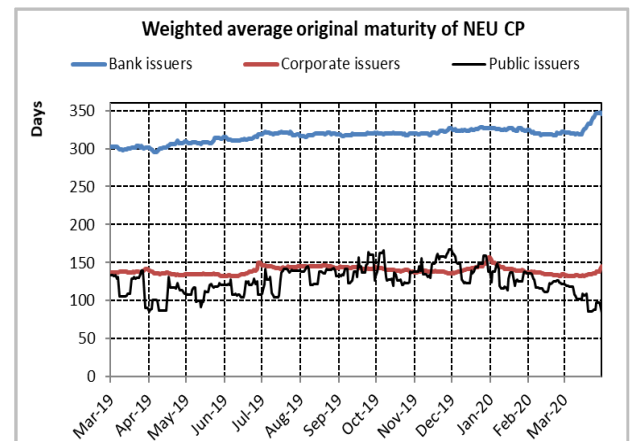
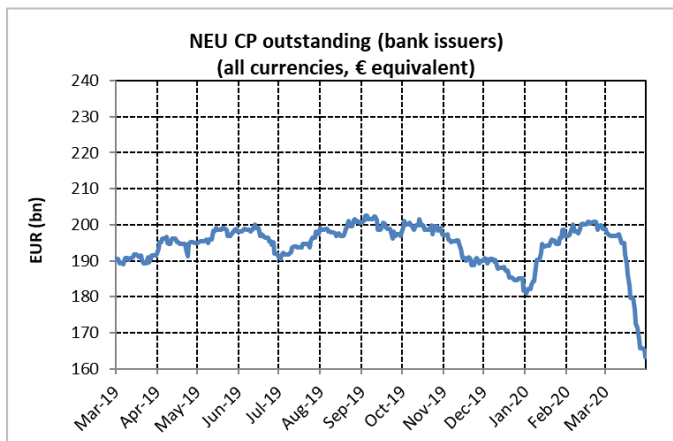
Key data

Outstandings (in billions of euros)	Over the month			2008-2018		2008-2018	
	29-Feb-20	31-Mar-20	Change	Min.	Date	Max.	Date
NEU CP	288,3	258,2	-30,1	245,3	04/07/16	547,0	27/01/09
Bank issuers	198,8	163,3	-35,5	163,3	31/03/20	465,9	22/05/09
Corporate and public issuers	84,5	89,2	4,7	35,2	22/01/10	95,1	20/03/20
Securitization vehicles	5,0	5,7	0,7	3,0	01/10/14	42,4	19/02/08
NEU MTN	52,8	49,1	-3,7	40,2	15/11/16	79,5	24/01/14
Total	341,1	307,3	-33,8	291,6	04/07/16	618,1	27/01/09

New issuers :

No new issuer this month

Source : Banque de France - DGSO - DMPM - STCN



Source : Banque de France- DGSO -DMPM - STCN

Contact : stcn.publi@banque-france.fr

¹ Trade name : Negotiable European Commercial Paper and Medium-Term Note (NEU CP – NEU MTN)

² Market data is published despite the exceptional context related to Covid-19 which is likely to have technical impacts on data completeness