



EUROPEAN CENTRAL BANK

EUROSYSTEM

Press release

5 January 2021

Monetary developments in the euro area: November 2020

- Annual growth rate of broad [monetary aggregate M3](#) increased to 11.0% in November 2020 from 10.5% in October
- Annual growth rate of narrower [monetary aggregate M1](#), comprising currency in circulation and overnight deposits, increased to 14.5% in November from 13.8% in October
- Annual growth rate of [adjusted loans to households](#) stood at 3.1% in November, compared with 3.2% in October
- Annual growth rate of [adjusted loans to non-financial corporations](#) stood at 6.9% in November, compared with 6.8% in October

Components of the broad monetary aggregate M3

The annual growth rate of the broad monetary aggregate M3 increased to 11.0% in November 2020 from 10.5% in October, averaging 10.6% in the three months up to November. The [components of M3](#) showed the following developments. The annual growth rate of the narrower aggregate M1, which comprises currency in circulation and overnight deposits, increased to 14.5% in November from 13.8% in October. The annual growth rate of short-term deposits other than overnight deposits (M2-M1) decreased to 1.2% in November from 1.4% in October. The annual growth rate of marketable instruments (M3-M2) increased to 14.7% in November from 13.8% in October.

European Central Bank

Directorate General Communications, Global Media Relations Division

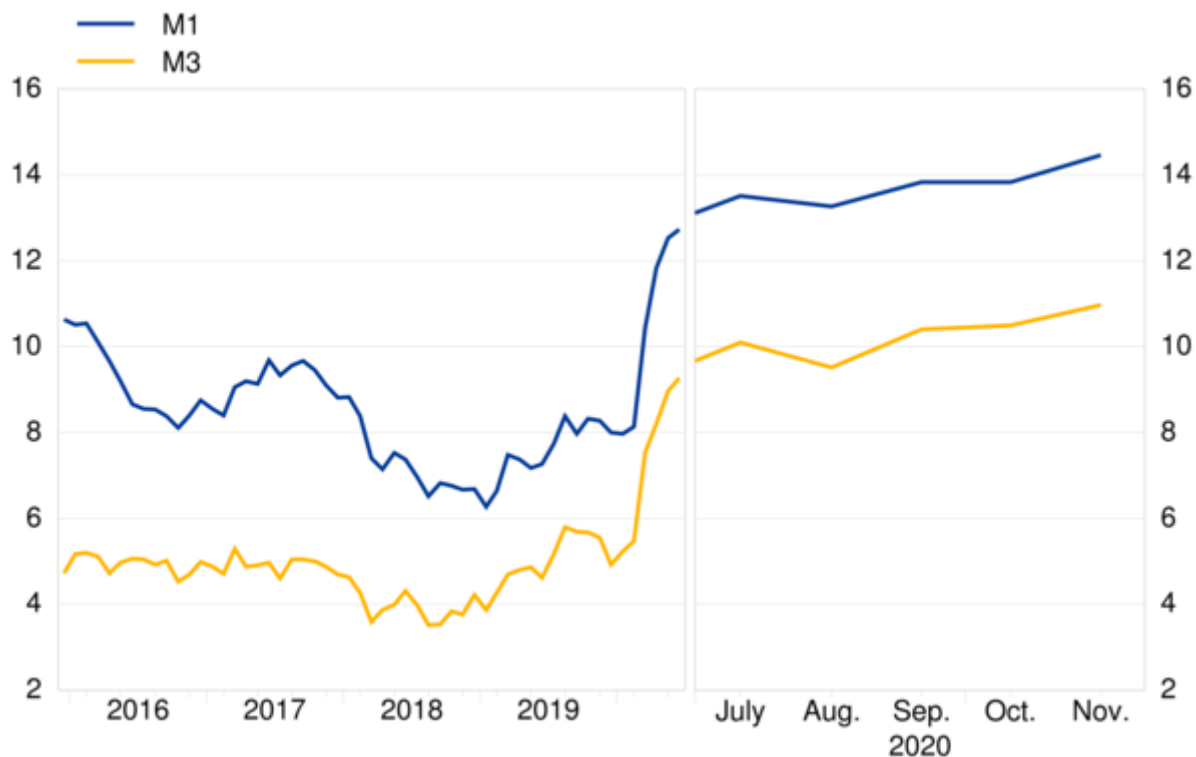
Sonnemannstrasse 20, 60314 Frankfurt am Main, Germany

Tel.: +49 69 1344 7455, e-mail: media@ecb.europa.eu, website: www.ecb.europa.eu

Reproduction is permitted provided that the source is acknowledged.

Chart 1 Monetary aggregates

(annual growth rates)



[Data for monetary aggregates](#)

Looking at the [components' contributions to the annual growth rate of M3](#), the narrower aggregate M1 contributed 9.9 percentage points (up from 9.5 percentage points in October), short-term deposits other than overnight deposits (M2-M1) contributed 0.3 percentage point (down from 0.4 percentage point) and marketable instruments (M3-M2) contributed 0.7 percentage point (as in the previous month).

From the perspective of the holding sectors of [deposits in M3](#), the annual growth rate of deposits placed by households increased to 8.3% in November from 7.9% in October, while the annual growth rate of deposits placed by non-financial corporations decreased to 20.3% in November from 20.5% in October. Finally, the annual growth rate of deposits placed by non-monetary financial corporations (excluding insurance corporations and pension funds) increased to 10.9% in November from 7.4% in October.

European Central Bank

Directorate General Communications, Global Media Relations Division
Sonnemannstrasse 20, 60314 Frankfurt am Main, Germany
Tel.: +49 69 1344 7455, e-mail: media@ecb.europa.eu, website: www.ecb.europa.eu

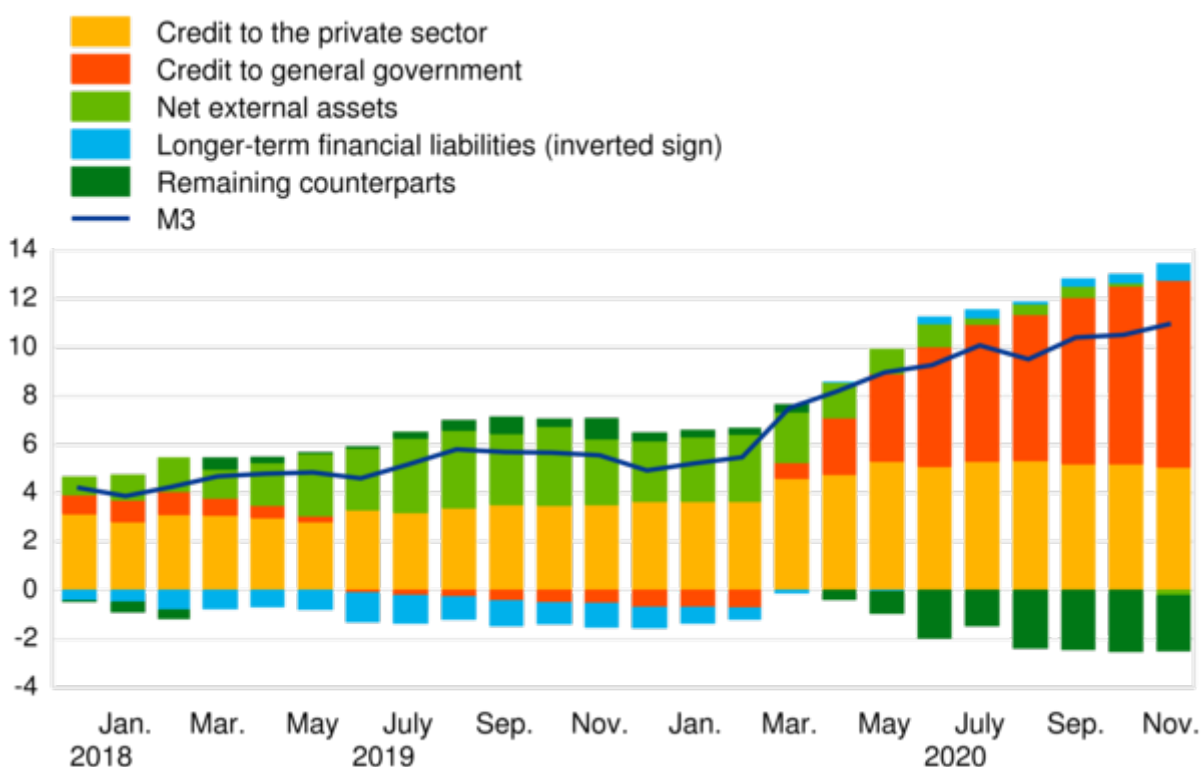
Counterparts of the broad monetary aggregate M3

As a reflection of changes in the items on the monetary financial institution (MFI) consolidated balance sheet other than M3 ([counterparts of M3](#)), the annual growth rate of M3 in November 2020 can be broken down as follows: credit to general government contributed 7.7 percentage points (up from 7.3 percentage points in October), credit to the private sector contributed 5.1 percentage points (down from 5.2 percentage points), longer-term financial liabilities contributed 0.7 percentage point (up from 0.3 percentage point), net external assets contributed -0.2 percentage point (down from 0.1 percentage point), and the remaining counterparts of M3 contributed -2.3 percentage points (up from -2.5 percentage points).

Chart 2

Contribution of the M3 counterparts to the annual growth rate of M3

(percentage points)



[Data for contribution of the M3 counterparts to the annual growth rate of M3](#)

European Central Bank

Directorate General Communications, Global Media Relations Division
Sonnemannstrasse 20, 60314 Frankfurt am Main, Germany
Tel.: +49 69 1344 7455, e-mail: media@ecb.europa.eu, website: www.ecb.europa.eu

Reproduction is permitted provided that the source is acknowledged.

Credit to euro area residents

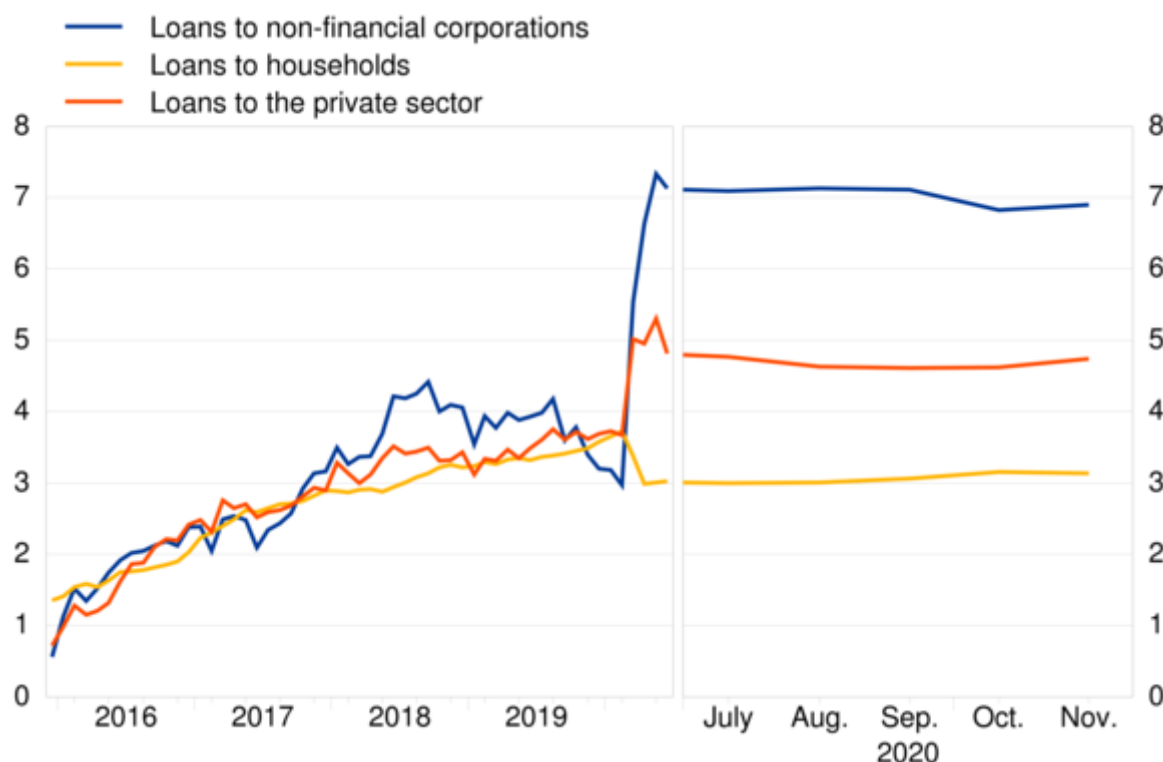
As regards the dynamics of credit, the annual growth rate of total [credit to euro area residents](#) increased to 9.0% in November 2020 from 8.8% in the previous month. The annual growth rate of [credit to general government](#) increased to 21.4% in November from 20.3% in October, while the annual growth rate of [credit to the private sector](#) stood at 4.8% in November, compared with 4.9% in October.

The annual growth rate of [adjusted loans to the private sector](#) (i.e. adjusted for loan sales, securitisation and notional cash pooling) stood at 4.7% in November, compared with 4.6% in October. Among the borrowing sectors, the annual growth rate of [adjusted loans to households](#) stood at 3.1% in November, compared with 3.2% in October, while the annual growth rate of [adjusted loans to non-financial corporations](#) stood at 6.9% in November, compared with 6.8% in October.

Chart 3

Adjusted loans to the private sector

(annual growth rates)



European Central Bank

Directorate General Communications, Global Media Relations Division
Sonnemannstrasse 20, 60314 Frankfurt am Main, Germany
Tel.: +49 69 1344 7455, e-mail: media@ecb.europa.eu, website: www.ecb.europa.eu

[Data for adjusted loans to the private sector](#)

Notes:

- Data in this press release are adjusted for seasonal and end-of-month calendar effects, unless stated otherwise.
- "Private sector" refers to euro area non-MFIs excluding general government.
- Hyperlinks in the main body of the press release and in annex tables lead to data that may change with subsequent releases as a result of revisions. Figures shown in annex tables are a snapshot of the data as at the time of the current release.

European Central Bank

Directorate General Communications, Global Media Relations Division
Sonnemannstrasse 20, 60314 Frankfurt am Main, Germany
Tel.: +49 69 1344 7455, e-mail: media@ecb.europa.eu, website: www.ecb.europa.eu

Reproduction is permitted provided that the source is acknowledged.