



EUROPEAN CENTRAL BANK

EUROSYSTEM

# PRESS RELEASE

20 February 2017

## Euro area investment fund statistics: fourth quarter of 2016

- In the fourth quarter of 2016 the outstanding amount of shares/units issued by investment funds other than money market funds was €10,031 billion, which is €219 billion higher than in the third quarter of 2016.
- Investment funds other than money market funds increased their holdings of both equity and debt securities issued by the rest of the world. At the same time the holdings of debt securities issued by euro area residents decreased and equity increased.
- Mixed funds registered an inflow of €30 billion in the fourth quarter of 2016, while bond funds experienced an inflow of €10 billion.
- The outstanding amount of shares/units issued by money market funds was €1,151 billion, €57 billion higher than in the third quarter of 2016.

### Shares/units issued by investment funds other than money market funds

Chart 1: Investment fund shares/units issued

(quarterly changes in EUR billions; not seasonally adjusted)

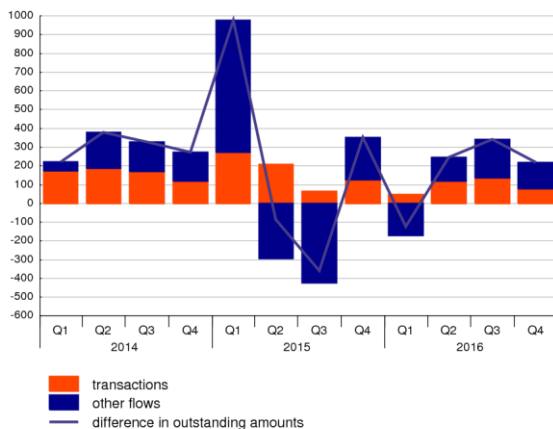
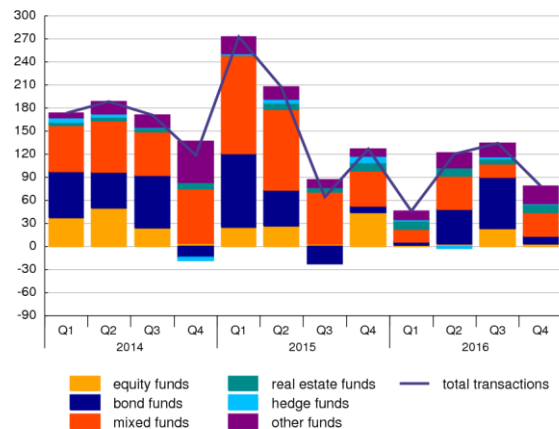


Chart 2: Transactions by type of investment fund

(quarterly flows in EUR billions; not seasonally adjusted)



In the fourth quarter of 2016 the outstanding amount of shares/units issued by investment funds other than money market funds was €219 billion higher than in the third quarter of 2016. This development was accounted for by €140 billion in price changes and €79 billion in net issuance of shares/units. The annual growth rate of shares/units issued by investment funds other than money market funds, calculated on the

basis of transactions, was 4.1% in the fourth quarter of 2016.

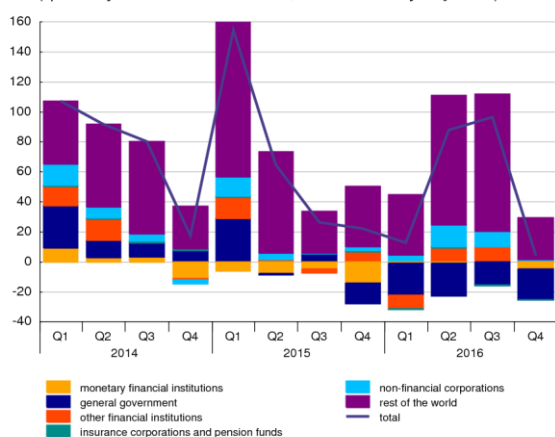
Within the **assets of investment funds other than money market funds**, the annual growth rate of debt securities was 5.1% in the fourth quarter of 2016, with transactions amounting to €4 billion during this period. In the case of equity, the corresponding annual growth rate was 0.9%, with negligible transactions in the fourth quarter of 2016. For holdings of investment funds shares/units, the annual growth rate was 5.8% and transactions in the fourth quarter of 2016 amounted to €22 billion.

In terms of the type of investment fund, the annual growth rate of shares/units issued by bond funds was 4.4% in the fourth quarter of 2016. In the same period transactions in shares/units issued by bond funds amounted to €10 billion. In the case of equity funds, the corresponding annual growth rate was 1.3%, with transactions of €3 billion in the fourth quarter of 2016. For mixed funds, the corresponding figures were 4.3% and €30 billion.

### Investment funds' net purchases of debt securities and equity by issuer sector

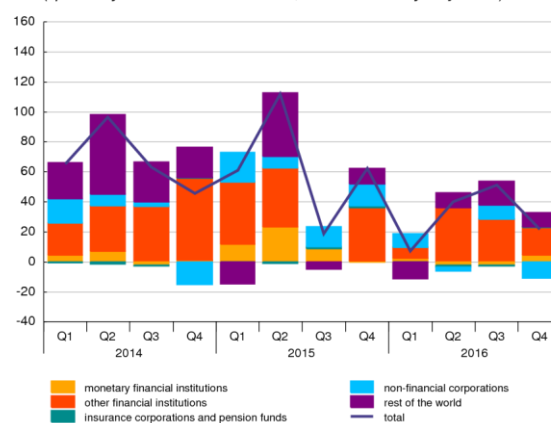
**Chart 3: Debt securities**

(quarterly flows in EUR billions; not seasonally adjusted)



**Chart 4: Equity**

(quarterly flows in EUR billions; not seasonally adjusted)



In terms of holdings by issuing sector, the annual growth rate of debt securities issued by the general government was -8.1% in the fourth quarter of 2016. In the same period this amounted to a net sales of €21 billion of debt securities issued by the general government. In the case of debt securities issued by non-financial corporations, the annual growth rate was 10.2% in the fourth quarter of 2016. In the same period this amounted to a net purchase of €1 billion of debt securities issued by non-financial corporations. For debt securities issued by the rest of the world, the corresponding figures were 12.9% and €28 billion.

The outstanding amount of shares/units issued by **money market funds** was €57 billion higher than in the third quarter of 2016. This development was accounted for by €20 billion in price changes and €37 billion in net issuance of shares/units. The annual growth rate of shares/units issued by money market

funds, calculated on the basis of transactions, was 9.1% in the fourth quarter of 2016.

Within the **assets of money market funds**, the annual growth rate of debt securities holdings was 7.0% in the fourth quarter of 2016, with transactions amounting to €28 billion, which reflected net purchase of €2 billion related to debt securities issued by euro area residents and net purchase of €26 in debt securities issued by non-euro area residents. For deposits and loan claims, the annual growth rate was 16.6% and transactions during the fourth quarter of 2016 equalled €2 billion.

**For media queries, please contact Eszter Miltényi-Torstensson, tel.: +49 69 1344 8034.**

**Notes:**

- At the beginning of this year euro area investment fund statistics started to include data on German closed-end funds. These funds' data are available as of reference period September 2015 and amount to €81 billion at the end of 2016. Most of these funds are categorised as real estate and other funds.
- Euro area-wide reporting under Regulation ECB/2013/38 of 18 October 2013 concerning statistics on the assets and liabilities of investment funds, also taking into account other changes to the statistical reporting framework and practices in several euro area countries, starting from the December 2014 reference period.
- Money market funds are presented separately in this press release since they are classified in the monetary financial institutions sector within the European statistical framework. Data for money market funds are collected under Regulation ECB/2013/33 concerning the balance sheet of the monetary financial institutions sector.
- Further predefined tables, statistical data including data at a monthly frequency, methodological notes, as well as the advance release calendar, are available in the 'Statistics' section of the ECB's website under [Investment fund statistics](#) and [The balance sheets of monetary financial institutions](#).

**Table 1. Assets and liabilities of euro area investment funds**

(EUR billions and annual percentage changes; amounts outstanding at end of period; transactions and other changes during the period)

	Q3 2016	Q4 2016				
	Outstand- ing amounts	Outstand- ing amounts	Change in outstand- ing amounts	Trans- actions	Other changes <sup>1)</sup>	Annual growth rate <sup>2)</sup>
<b>Investment funds other than money market funds</b>						
<b>Assets</b>						
Deposits and loan claims	681	670	-11	-12	1	6.0
Debt securities	4210	4200	-10	4	-14	5.1
Issued by euro area residents	2032	1980	-51	-24	-28	-2.2
Issued by non-euro area residents	2179	2220	42	28	14	12.9
Shares and other equity	3124	3294	170	0	170	0.9
Issued by euro area residents	1123	1186	63	-5	68	0.7
Issued by non-euro area residents	2001	2108	107	5	102	1.0
Investment fund shares/units (incl. money market fund shares)	1713	1770	58	22	36	5.8
Issued by euro area residents	1475	1516	41	17	23	6.4
Issued by non-euro area residents	237	255	17	5	13	2.2
Non-financial assets	330	330	1	2	-1	5.8
Other assets	885	836	-48	-130	82	-29.8
<b>Liabilities</b>						
Investment fund shares/units	9812	10031	219	79	141	4.1
Loans and deposits received	301	303	1	-3	4	21.1
Other liabilities	829	768	-61	-191	130	-37.4
<b>Total</b>	<b>10942</b>	<b>11102</b>	<b>159</b>	<b>-115</b>	<b>274</b>	<b>0.8</b>
<b>Money market funds</b>						
<b>Assets</b>						
Deposits and loan claims	217	223	6	2	4	16.6
Debt securities	844	889	44	28	16	7.0
Issued by euro area residents	404	409	5	2	3	5.9
Issued by non-euro area residents	440	479	39	26	13	8.1
Shares and other equity	1	1	0	0	0	322.7
Money market fund shares/units	44	48	4	4	0	23.9
Other assets	10	8	-2	-2	0	-34.9
<b>Liabilities</b>						
Money market fund shares/units	1094	1151	57	37	20	9.1
Loans and deposits received	6	1	-4	-4	0	8.8
Other liabilities	17	16	-1	-1	0	-2.8
<b>Total</b>	<b>1117</b>	<b>1168</b>	<b>52</b>	<b>32</b>	<b>20</b>	<b>8.9</b>

Source: ECB.

1) Other changes consist of revaluations due to price and exchange rate changes, as well as statistical reclassifications.

2) Annual growth rates are calculated on the basis of transactions, i.e. from an index of notional stocks which is obtained (starting from a base period) by dividing transactions by the outstanding amounts at the beginning of the period to which they refer. For further details see the technical notes to sections 2.1 to 2.6 of the Statistics Bulletin (available from the ECB's Statistical Data Warehouse).