



EUROPEAN CENTRAL BANK
BANKING SUPERVISION

Press release

9 October 2019

ECB publishes supervisory banking statistics for the second quarter of 2019

- Capital ratios for significant institutions remain stable in the second quarter of 2019, with total capital ratio at 18.01%.
- NPL ratio down to 3.56%, lowest level since time series first published in 2015.
- Liquidity coverage ratio decreases to 146.83%.

European Central Bank

Directorate General Communications, Global Media Relations Division
Sonnemannstrasse 20, 60314 Frankfurt am Main, Germany

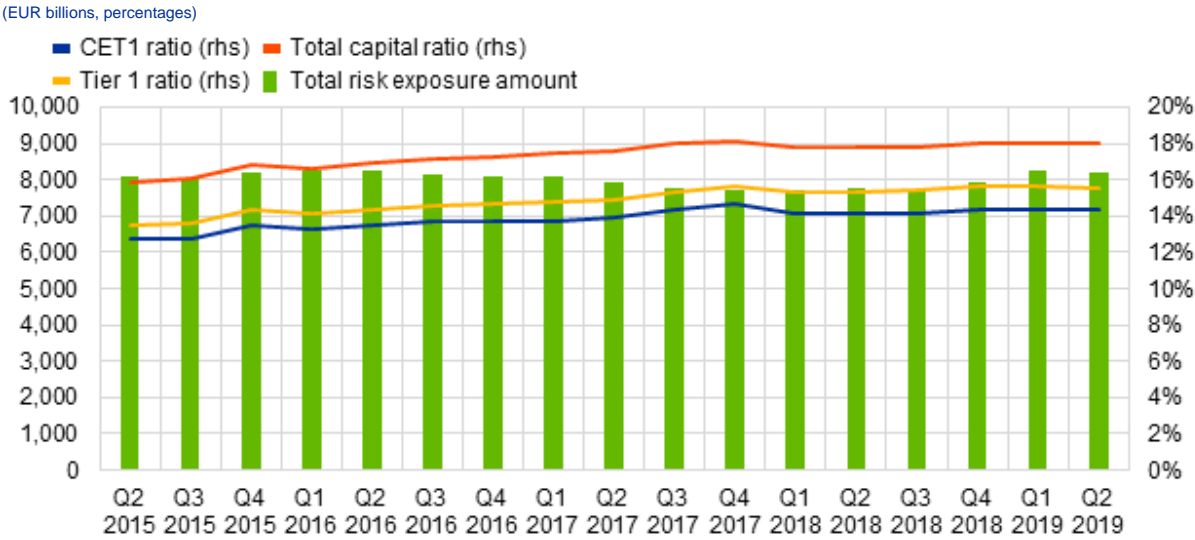
Tel.: +49 69 1344 7455, e-mail: media@ecb.europa.eu, website: www.ecb.europa.eu

Reproduction is permitted provided that the source is acknowledged.

Capital adequacy

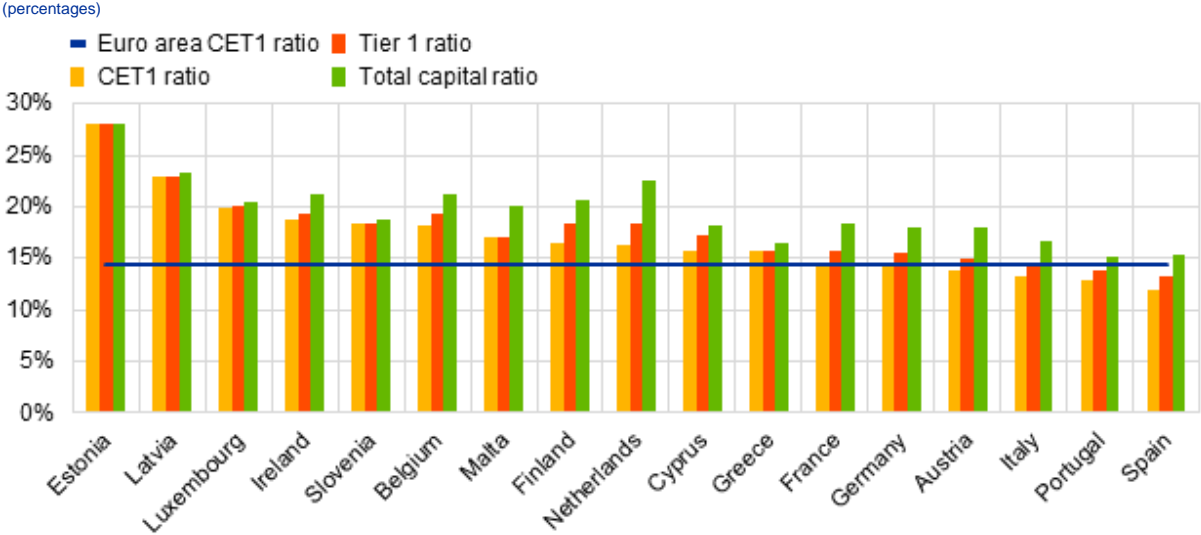
The [capital ratios](#) for the aggregated group of significant institutions, i.e. the banks supervised by the ECB, remained stable in the second quarter of 2019. The Common Equity Tier 1 (CET1) ratio stood at 14.34%, the Tier 1 ratio at 15.55% and the total capital ratio at 18.01%. Average CET1 capital ratios at participating Member State level range from 11.89% in Spain to 28.02% in Estonia.

Chart 1
Total capital ratio and its components by reference period



Source: ECB.

Chart 2
Capital ratios by country Q2 2019



Source: ECB.
Note: Data for some countries are not displayed either for confidentiality reasons or because there are no significant institutions at the highest level of consolidation.

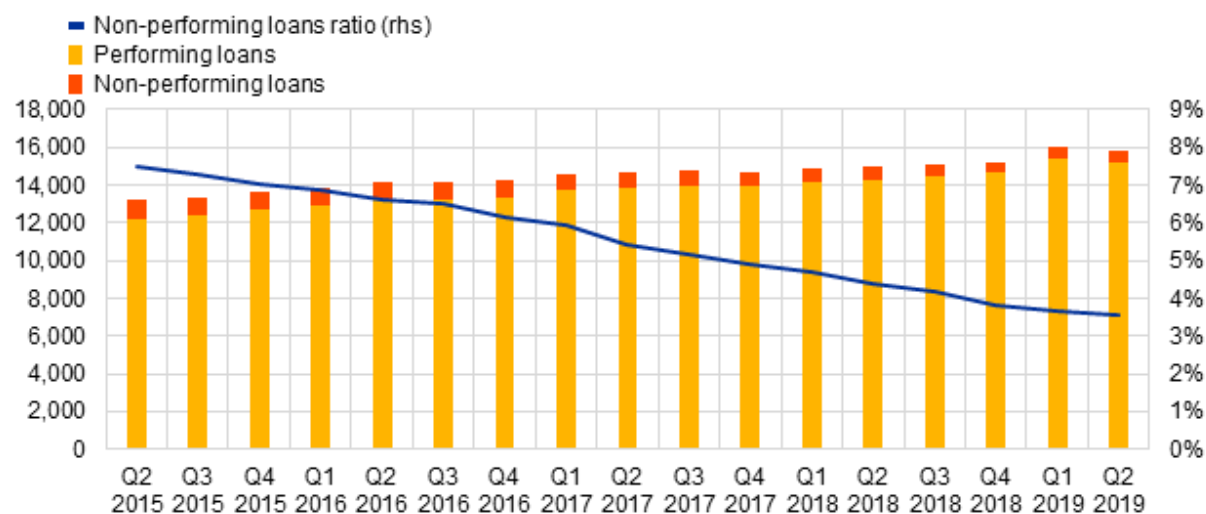
Asset quality

The [non-performing loans ratio](#) (NPL ratio) decreased further to 3.56% in the second quarter of 2019, which was the lowest level since supervisory banking statistics were first published in the second quarter of 2015. The lowest average ratio is 0.97% in Luxembourg, and the highest 39.24% in Greece.

Chart 3

Non-performing loans by reference period

(EUR billions, percentages)



Source: ECB.

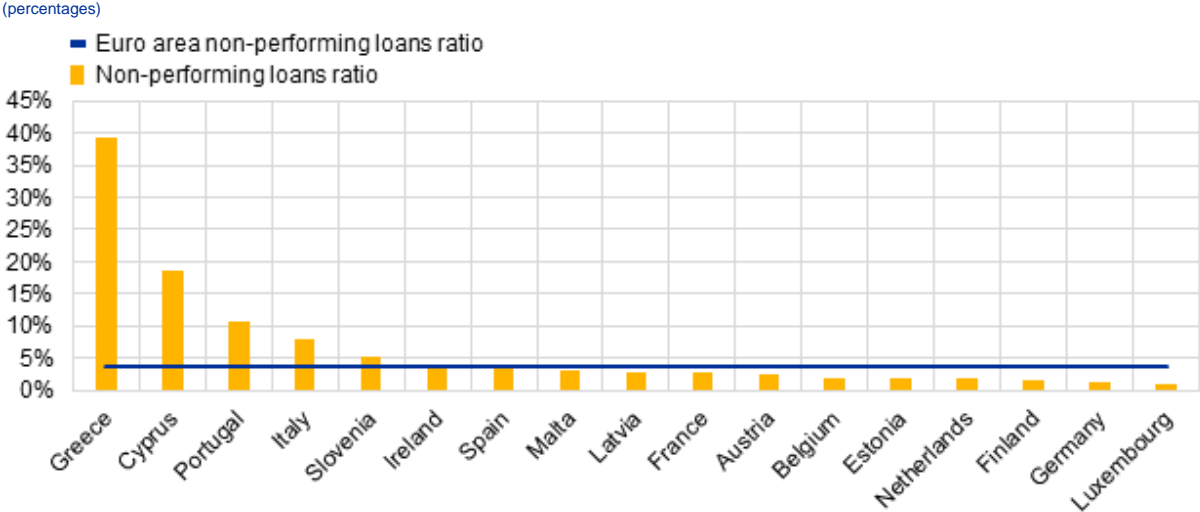
European Central Bank

Directorate General Communications, Global Media Relations Division
Sonnemannstrasse 20, 60314 Frankfurt am Main, Germany

Tel.: +49 69 1344 7455, e-mail: media@ecb.europa.eu, website: www.ecb.europa.eu

Reproduction is permitted provided that the source is acknowledged.

Chart 4
Non-performing loans ratio by country Q2 2019



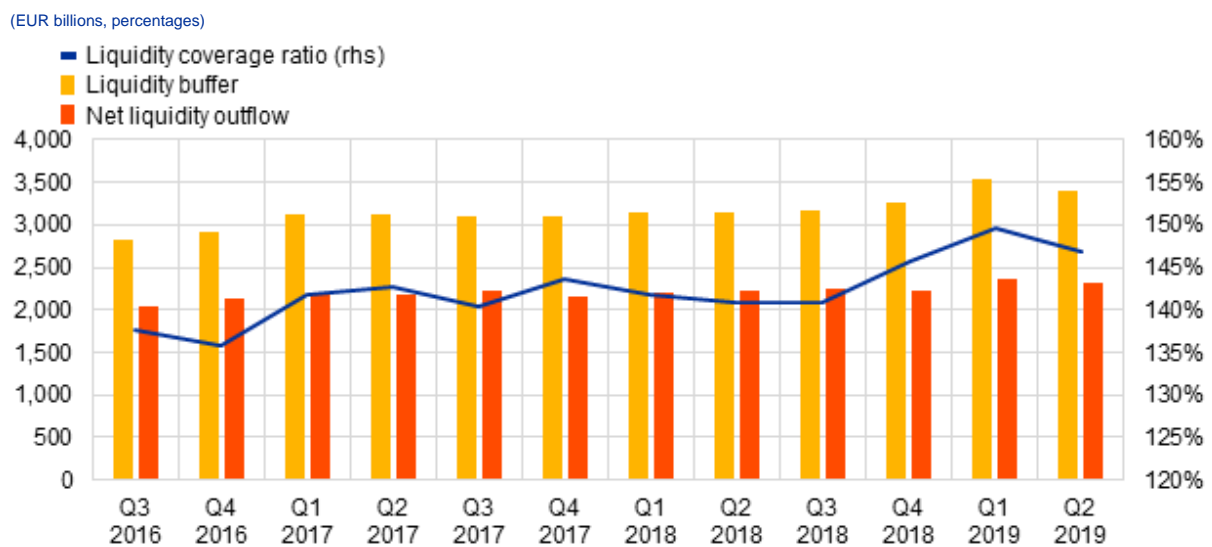
Source: ECB.
Note: Data for some countries are not displayed either for confidentiality reasons or because there are no significant institutions at the highest level of consolidation.

Liquidity

The [liquidity coverage ratio](#) stood at 146.83% in the second quarter of 2019, down from 149.51% in the first quarter of 2019. The average values range from 99.15% in Greece¹ to 369.16% in Slovenia.

Chart 5

Liquidity coverage ratio by reference period



Source: ECB.

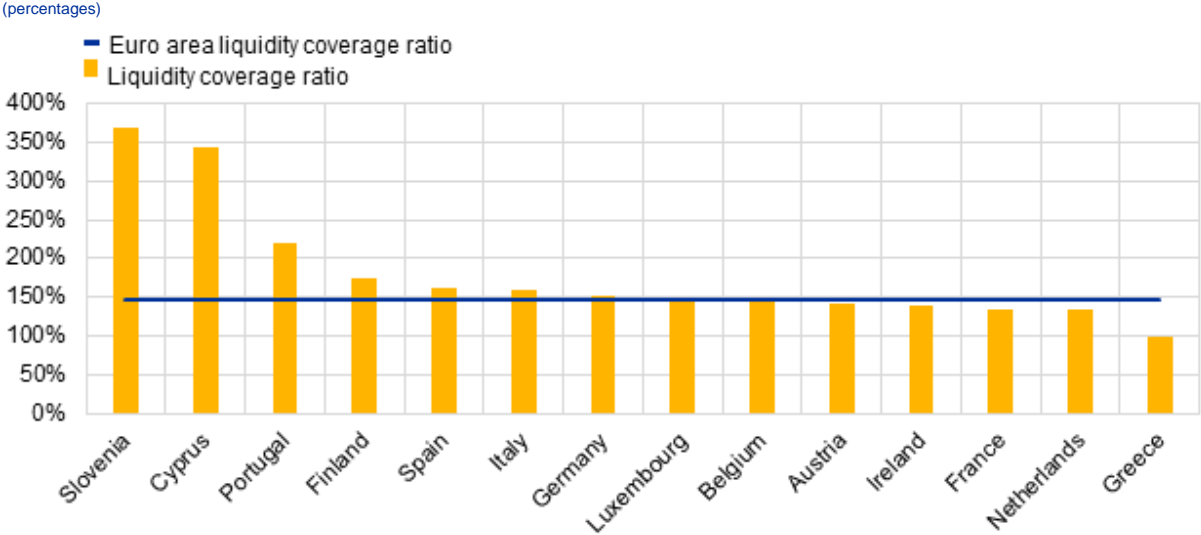
¹ The figures for Greek banks are affected by external factors that temporarily hinder the use of the liquidity coverage ratio as an appropriate liquidity risk indicator.

European Central Bank

Directorate General Communications, Global Media Relations Division
 Sonnemannstrasse 20, 60314 Frankfurt am Main, Germany
 Tel.: +49 69 1344 7455, e-mail: media@ecb.europa.eu, website: www.ecb.europa.eu

Reproduction is permitted provided that the source is acknowledged.

Chart 6
Liquidity coverage ratio by country Q2 2019



Source: ECB.
Note: Data for some countries are not displayed either for confidentiality reasons or because there are no significant institutions at the highest level of consolidation.

Factors affecting changes

Supervisory banking statistics are calculated by aggregating data reported by banks that report COREP (capital adequacy information) and FINREP (financial information) at that point in time. Changes in the amounts shown from one quarter to another can be influenced by the following factors:

- changes in the sample of reporting institutions;
- mergers and acquisitions;
- reclassifications (e.g. portfolio shifts where certain assets are reclassified from one particular accounting portfolio to another).

For media queries, please contact [Stefan Ruhkamp](#), tel.: +49 69 1344 5057.

Notes

- The complete set of [Supervisory banking statistics](#) with additional quantitative risk indicators is available on the ECB's banking supervision website.

European Central Bank

Directorate General Communications, Global Media Relations Division
Sonnemannstrasse 20, 60314 Frankfurt am Main, Germany
Tel.: +49 69 1344 7455, e-mail: media@ecb.europa.eu, website: www.ecb.europa.eu

Reproduction is permitted provided that the source is acknowledged.