



EUROPEAN CENTRAL BANK  
EUROSYSTEM

# Statistical Release

17 November 2020

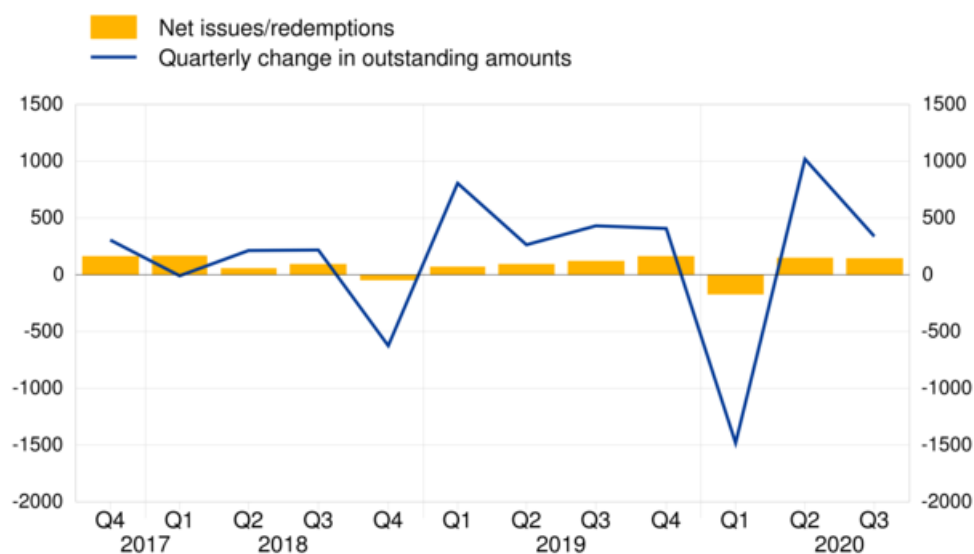
## Euro area investment fund statistics: third quarter of 2020

- In third quarter of 2020, outstanding amount of [shares/units issued by investment funds](#) other than money market funds rose to €12,818 billion, up €336 billion on previous quarter
- [Net issues](#) in quarter amounted to €141 billion, with €965 billion in gross issues and €825 billion in gross redemptions
- Outstanding amount of [shares/units issued by money market funds](#) rose to €1,391 billion, up €28 billion on previous quarter

## Chart 1

### Shares/units issued by investment funds other than money market funds

(in EUR billions; not seasonally adjusted)



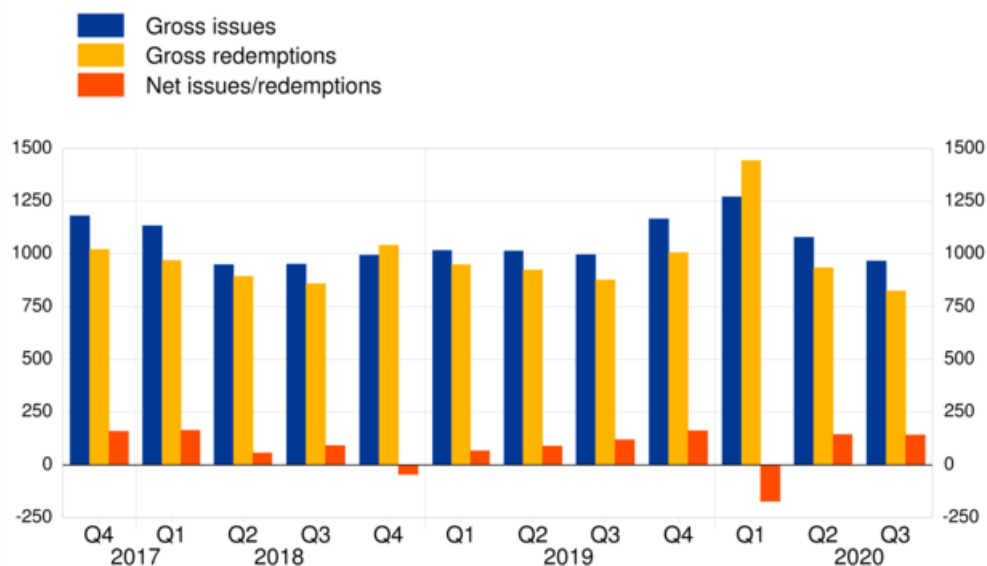
#### [Data for shares/units issued by investment funds other than money market funds](#)

In the third quarter of 2020, the outstanding amount of [shares/units issued by investment funds](#) other than money market funds stood at €12,818 billion, €336 billion higher than in the second quarter (see Chart 1). Net issues during this period were €141 billion, with gross issues amounting to €965 billion and gross redemptions to €825 billion (see Chart 2). The annual growth rate of shares/units issued by investment funds other than money market funds, calculated on the basis of transactions, was 3.2% in the third quarter of 2020.

## Chart 2

### Issues and redemptions of shares/units by investment funds other than money market funds

(in EUR billions; not seasonally adjusted)



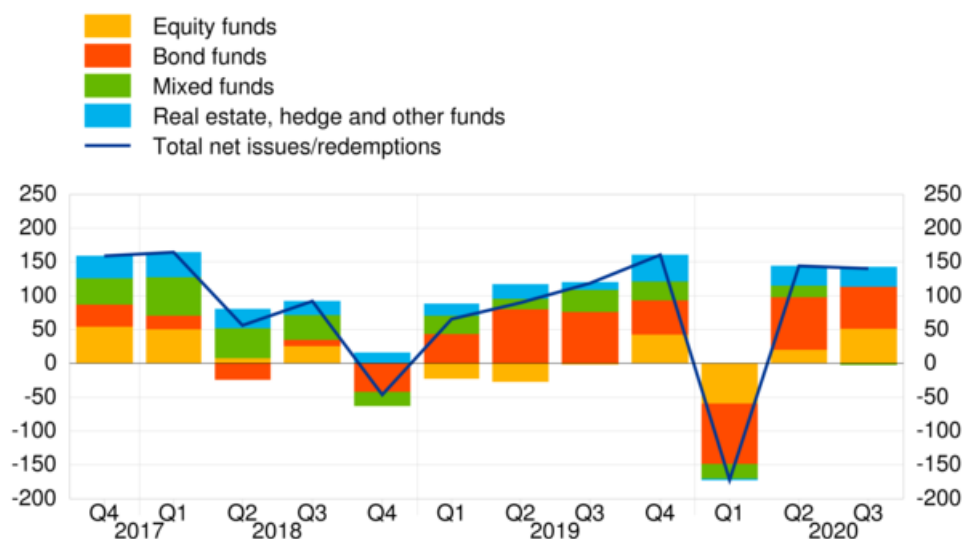
#### [Data for issues and redemptions of shares/units by investment funds other than money market funds](#)

In terms of the [type of investment fund](#), net issues of shares/units by bond funds amounted to €63 billion in the third quarter of 2020 (see Chart 3). For equity funds net issues amounted to €51 billion, while net redemptions by mixed funds amounted to €2 billion and net issues by real estate, hedge and other funds amounted to €29 billion.

### Chart 3

#### Shares/units issued by investment fund type other than money market funds

(in EUR billions; not seasonally adjusted)



[Data for shares/units issued by investment fund type other than money market funds](#)

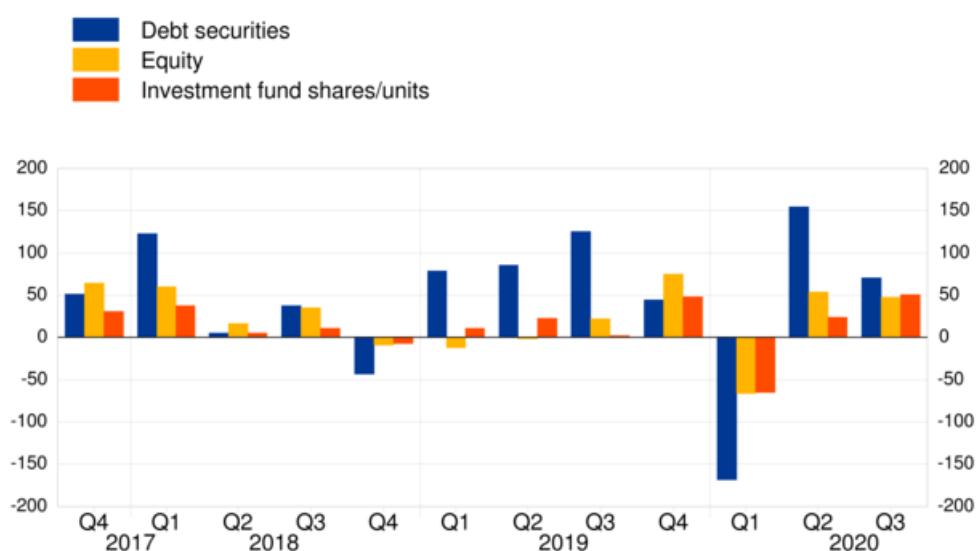
**Exchange-traded funds** (ETFs), which are a separate category within total investment funds (see annex below), recorded net issues of €28 billion in the third quarter of 2020. The outstanding amount of shares/units issued by ETFs stood at €854 billion.

Within the **assets of investment funds other than money market funds**, net purchases of [debt securities](#) amounted to €71 billion in the third quarter of 2020 (see Chart 4). Net purchases of [equity](#) were €47 billion, while those of [investment fund shares/units](#) were €50 billion.

#### Chart 4

##### Holdings of investment funds other than money market funds, by main instrument type

(quarterly transactions in EUR billions; not seasonally adjusted)



##### [Data for holdings of investment funds other than money market funds, by main instrument type](#)

For [shares/units issued by money market funds](#) the outstanding amount was €28 billion higher than in the second quarter. This increase was accounted for by €49 billion in net issuance of shares/units and -€21 billion in other changes (including price changes). The annual growth rate of shares/units issued by money market funds, calculated on the basis of transactions, was 15.1% in the third quarter of 2020.

Within the **assets of money market funds**, the annual growth rate of [debt securities](#) holdings was 6.0% in the third quarter of 2020, with immaterial net transactions, which reflected net purchases of €26 billion in debt securities issued by euro area residents and net sales of the same amount in debt securities issued by non-euro area residents. For [deposits and loan](#) claims, the annual growth rate was 49.8% and transactions during the third quarter of 2020 amounted to €53 billion.

#### Statistical Data Warehouse:

**European Central Bank**  
Directorate General Statistics  
Sonnemannstrasse 20, 60314 Frankfurt am Main, Germany  
[Statistical information request](#), website: [www.ecb.europa.eu](http://www.ecb.europa.eu)

Reproduction is permitted provided that the source is acknowledged.

[All money market funds \(time series\)](#)

[All investment funds other than money market funds \(time series\)](#)

For queries, please use the [Statistical information request](#) form.

#### Notes:

- Money market funds are presented separately in this statistical release since they are classified in the monetary financial institutions sector within the European statistical framework.
- Hyperlinks in the main body of the statistical release and in annex tables lead to data that may change with subsequent releases as a result of revisions. Figures shown in the annex table are a snapshot of the data as at the time of the current release.