



EUROPEAN CENTRAL BANK  
EUROSYSTEM

## Press release

28 November 2018

# Monetary developments in the euro area: October 2018

- Annual growth rate of broad [monetary aggregate M3](#) increased to 3.9% in October 2018 from 3.6% in September (revised from 3.5%)
- Annual growth rate of narrower [monetary aggregate M1](#), comprising currency in circulation and overnight deposits, stood at 6.8% in October, unchanged from previous month
- Annual growth rate of [adjusted loans to households](#) stood at 3.2% in October, unchanged from previous month
- Annual growth rate of [adjusted loans to non-financial corporations](#) decreased to 3.9% in October from 4.3% in September

## Components of the broad monetary aggregate M3

The annual growth rate of the broad monetary aggregate M3 increased to 3.9% in October 2018 from 3.6% in September, averaging 3.7% in the three months up to October. The [components of M3](#) showed the following developments. The annual growth rate of the narrower aggregate M1, which comprises currency in circulation and overnight deposits, stood at 6.8% in October, unchanged from the previous month. The annual growth rate of short-term deposits other than overnight deposits (M2-M1) was -1.0% in October, compared with -1.4% in September. The annual growth rate of marketable instruments (M3-M2) was -4.8% in October, compared with -7.7% in September.

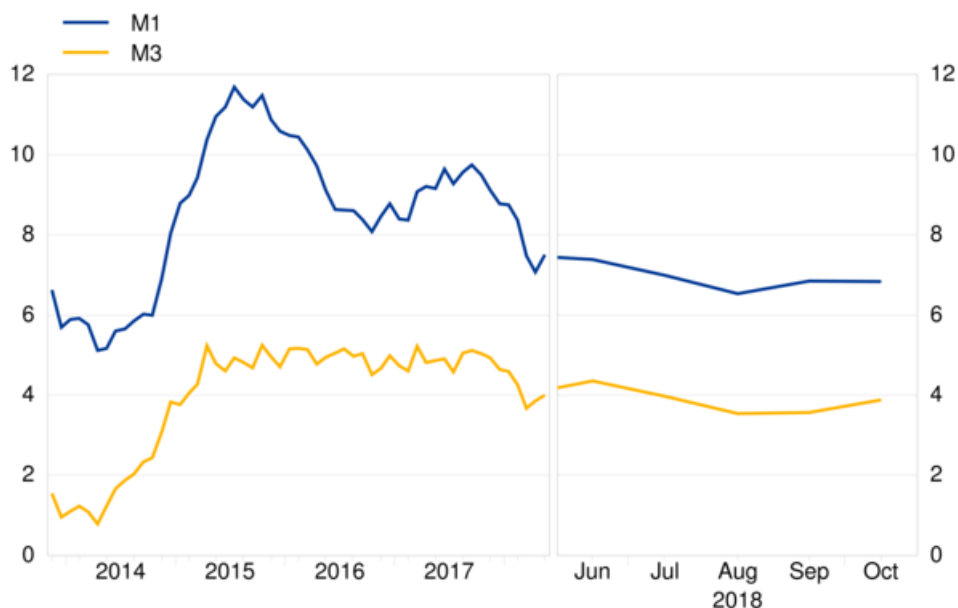
### European Central Bank

Directorate General Communications, Global Media Relations Division  
Sonnemannstrasse 20, 60314 Frankfurt am Main, Germany  
Tel.: +49 69 1344 7455, e-mail: [media@ecb.europa.eu](mailto:media@ecb.europa.eu), website: [www.ecb.europa.eu](http://www.ecb.europa.eu)

Reproduction is permitted provided that the source is acknowledged.

## Chart 1 Monetary aggregates

(annual growth rates)



### [Data for monetary aggregates](#)

Looking at the [components' contributions to the annual growth rate of M3](#), the narrower aggregate M1 contributed 4.4 percentage points (as in the previous month), short-term deposits other than overnight deposits (M2-M1) contributed -0.3 percentage point (up from -0.4 percentage point) and marketable instruments (M3-M2) contributed -0.3 percentage point (up from -0.4 percentage point).

From the perspective of the holding sectors of [deposits in M3](#), the annual growth rate of deposits placed by households stood at 4.7% in October, compared with 4.6% in September, while the annual growth rate of deposits placed by non-financial corporations decreased to 4.1% in October from 4.5% in September. Finally, the annual growth rate of deposits placed by non-monetary financial corporations (excluding insurance corporations and pension funds) increased to 3.0% in October from 1.0% in September.

## Counterparts of the broad monetary aggregate M3

As a reflection of changes in the items on the monetary financial institution (MFI) consolidated balance sheet other than M3 ([counterparts of M3](#)), the annual growth rate of M3 in October 2018 can be broken down as follows: credit to the private sector contributed 3.3 percentage points (as in the previous

### European Central Bank

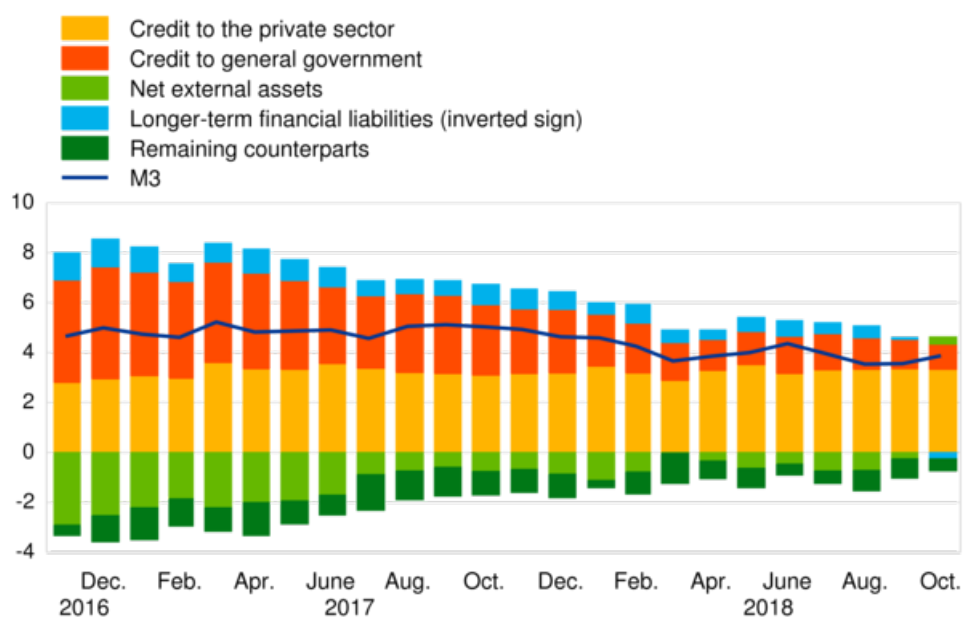
Directorate General Communications, Global Media Relations Division  
Sonnemannstrasse 20, 60314 Frankfurt am Main, Germany  
Tel.: +49 69 1344 7455, e-mail: [media@ecb.europa.eu](mailto:media@ecb.europa.eu), website: [www.ecb.europa.eu](http://www.ecb.europa.eu)

month), credit to general government contributed 1.0 percentage points (down from 1.2 percentage points), net external assets contributed 0.3 percentage point (up from -0.3 percentage point), longer-term financial liabilities contributed -0.2 percentage point (down from 0.1 percentage point), and the remaining counterparts of M3 contributed -0.5 percentage point (up from -0.8 percentage point).

## Chart 2

### Contribution of the M3 counterparts to the annual growth rate of M3

(percentage points)



[Data for contribution of the M3 counterparts to the annual growth rate of M3](#)

## Credit to euro area residents

As regards the dynamics of credit, the annual growth rate of total [credit to euro area residents](#) stood at 2.9% in October 2018, compared with 3.0% in the previous month. The annual growth rate of [credit to general government](#) decreased to 2.6% in October from 3.1% in September, while the annual growth rate of [credit to the private sector](#) stood at 3.0% in October, unchanged from the previous month.

The annual growth rate of [adjusted loans to the private sector](#) (i.e. adjusted for loan sales, securitisation and notional cash pooling) stood at 3.3% in October, compared with 3.4% in September. Among the borrowing sectors, the annual growth rate of [adjusted loans to households](#) stood at 3.2% in October, unchanged from the previous month, while the annual growth rate of [adjusted loans to non-financial](#)

### European Central Bank

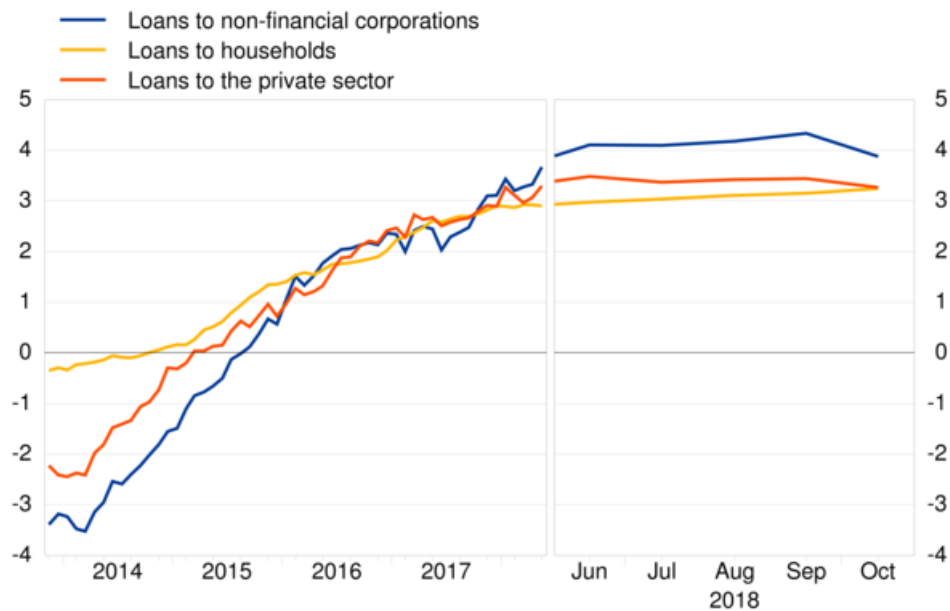
Directorate General Communications, Global Media Relations Division  
Sonnemannstrasse 20, 60314 Frankfurt am Main, Germany  
Tel.: +49 69 1344 7455, e-mail: [media@ecb.europa.eu](mailto:media@ecb.europa.eu), website: [www.ecb.europa.eu](http://www.ecb.europa.eu)

[corporations](#) decreased to 3.9% in October from 4.3% in September.

### Chart 3

#### Adjusted loans to the private sector

(annual growth rates)



[Data for adjusted loans to the private sector](#)

## Annex

[Table: Annex to the press release on monetary developments in the euro area](#)

### Notes:

- Data in this press release are adjusted for seasonal and end-of-month calendar effects, unless stated otherwise.
- "Private sector" refers to euro area non-MFIs excluding general government.
- Hyperlinks in the main body of the press release and in annex tables are dynamic. The data they lead to may therefore change with subsequent data releases as a result of revisions. Figures shown in annex tables are a snapshot of the data as at the time of the current release.

### European Central Bank

Directorate General Communications, Global Media Relations Division  
Sonnenmannstrasse 20, 60314 Frankfurt am Main, Germany  
Tel.: +49 69 1344 7455, e-mail: [media@ecb.europa.eu](mailto:media@ecb.europa.eu), website: [www.ecb.europa.eu](http://www.ecb.europa.eu)

Reproduction is permitted provided that the source is acknowledged.