

Loans to households France July 2015

3 September 2015

Loans to individuals remain almost steady

- The annual growth rate of loans to individuals remains almost steady (+ 3.5 % in July, from + 3.4 % in June). Its housing component, which is not influenced by renegotiations, accelerates slightly (+ 3.5 %, from + 3.3 %) while consumption loans decelerate a little (+ 2.4 %, from + 2.6 %).
- Held by renegotiations (€9.7 billion, from €8 billion in June), the gross production of new housing loans increases (€21.2 billion, from €18.6 billion in June) and reaches its highest level since January 2003.
- The interest rate on housing loans decreases for long-term maturity loans at fixed rates (2.16%, from 2.18% in June) but increases for short-term maturity loans or floating rates (2.04%, from 1.97%).
- The interest rate on fixed term consumption loans decreases (4.40%, from 4.47%).

Outstanding amounts and annual growth rates (not seasonally adjusted)

(Outstanding amounts in € Bn, annual growth rate in %)

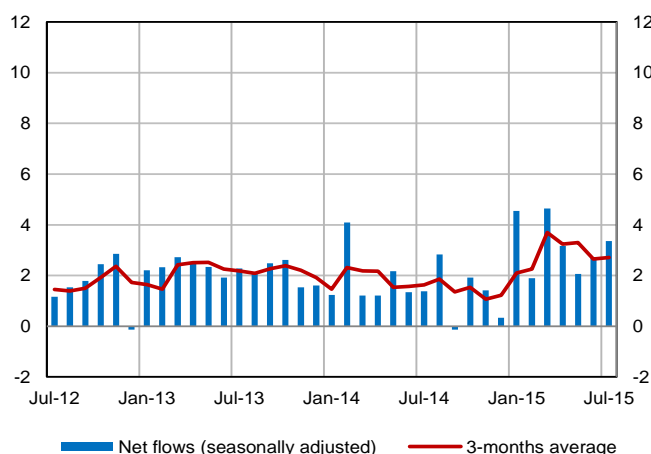
	End-of-month level July-15	Annual growth rate		
		May-15	June-15	July-15 (a)
Total	1 036	3.1	3.4	3.5
<i>Lending for house purchase</i>	852	3.1	3.3	3.5
<i>Credit for consumption</i>	149	1.4	2.6	2.4
<i>Other lending</i>	36	8.5	7.7	6.7

(a) Subject to be revised.

Monthly flows of housing loans

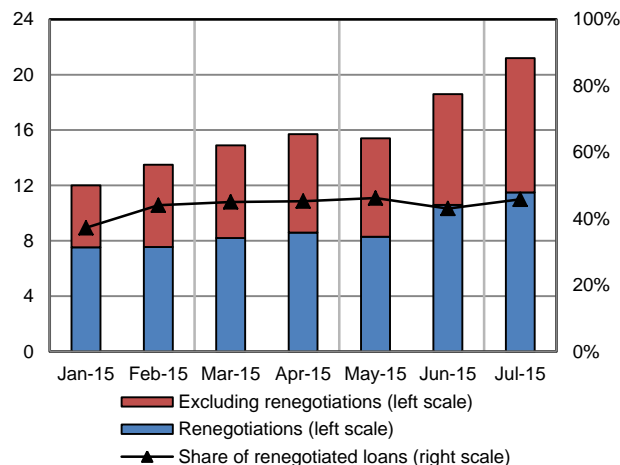
(data seasonally adjusted) 

(Changes in stocks in € Bn, adjusted for sales and securitisation and write-offs/write-downs)



Share of renegotiation of new property loans

(Monthly flows seasonally adjusted, in € Bn and in %)



Production of new loans

(excluding overdrafts, monthly flows seasonally adjusted (a))

(in € Bn)

	Feb-15	Mar-15	Apr-15	May-15	Jun-15	Jul-15
- loans for consumption purposes (b)	3.9	4.0	4.1	4.1	4.3	4.5
- housing loans	13.5	14.9	15.7	15.4	18.6	21.2
- of which renegotiated loans	5.9	6.7	7.1	7.1	8.0	9.7

Interest rates on new loans (narrow defined effective rate. monthly average)

(in %)

Loans to individuals :

Of which:

	Feb-15	Mar-15	Apr-15	May-15	Jun-15	Jul-15
- housing loans long term and fixed rates	2.53	2.44	2.34	2.26	2.18	2.16
- housing loans short term and floating rates	2.21	2.31	2.13	2.08	1.97	2.04
- loans for consumption purposes (b)	5.06	4.92	4.70	4.71	4.47	4.40
- overdrafts for individuals (c)	7.32	7.39	7.02	7.16	7.01	6.69

(a) Parameters for seasonal adjustment are updated each month. taking into account monthly data under review.

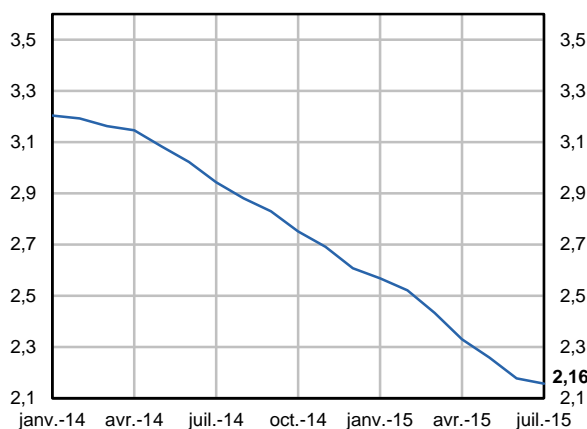
(b) Excluding revolving loans.

(c) Overdrafts: negative balance of ordinary accounts + commercial credits + factoring + cash credits without fixed repayment schedule (including mobilization of revolving loans).

(d) Provisional data.

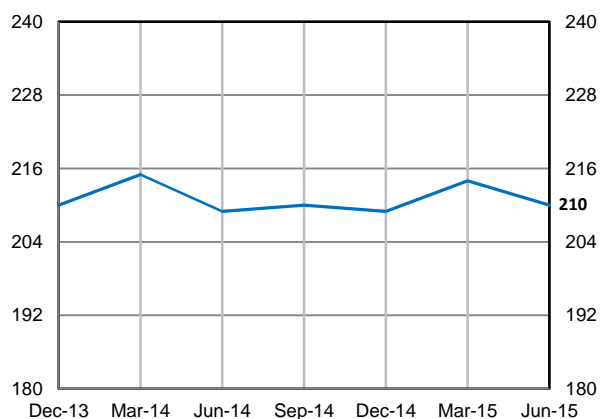
Interest rates on housing loans. all maturities

(Narrowly defined effective rate. average weighted by long and short term flows. in %)



Average maturities of new housing loans. excluding interim loans

(In months)



Additional information

Only loans granted to individuals (households excluding sole proprietors and unincorporated partnerships) by resident monetary financial institutions are presented here.

The outstanding growth rates are calculated by correcting the effects of outstanding changes not resulting from economic transactions, particularly the derecognition of loans from the MFI's statistical balance sheet due to their sale and securitization and write-offs/write-downs but not the exchange rate effects.

The weighted average rates and new business volumes are calculated according to the harmonized definitions of the Eurosystem. Published rates are the narrowly defined effective rate (NDER). They correspond to the interest component of the Annual Percentage Rate of Charge (APRC). Renegotiated loans also include mortgage repurchase.

Subscription to Stat info can be requested to 2503-DIFFUSION-UT@banque-france.fr