

Equity index funds record the highest performance

The annual performance of non-money market funds rises for the fifth consecutive month and reaches 8.7 % in April 2017 (+0.6 point compared to March). All categories of funds are concerned, except bond funds. In particular, equity index funds record the highest performance since last December (around 20 % over the last three months). The annual performance of money market funds continues to diminish (-0.04% in April).

Annual performance of Investment Funds by subsectors (a)

(percent, outstanding amounts : EUR billion)

	2014	2015	2016	Mar-17	Apr-17	Net asset Value Apr-17
NON MONEY MARKET FUNDS	5,4	5,1	3,0	8,1	8,7	1 165
Equity funds	6,9	10,0	3,6	16,8	17,9	332
of which : ETF (b)	10,0	5,7	5,6	21,1	21,0	63
Bond funds	5,1	0,9	2,7	1,6	1,6	271
Mixed Funds	5,4	3,0	2,6	6,3	6,7	351
Other funds (c)	3,4	6,5	3,1	6,8	7,7	212
of which employee savings funds	3,4	6,9	3,6	9,0	10,0	124
MONEY MARKET FUNDS	0,37	0,18	0,02	-0,02	-0,04	370

Source : Banque de France

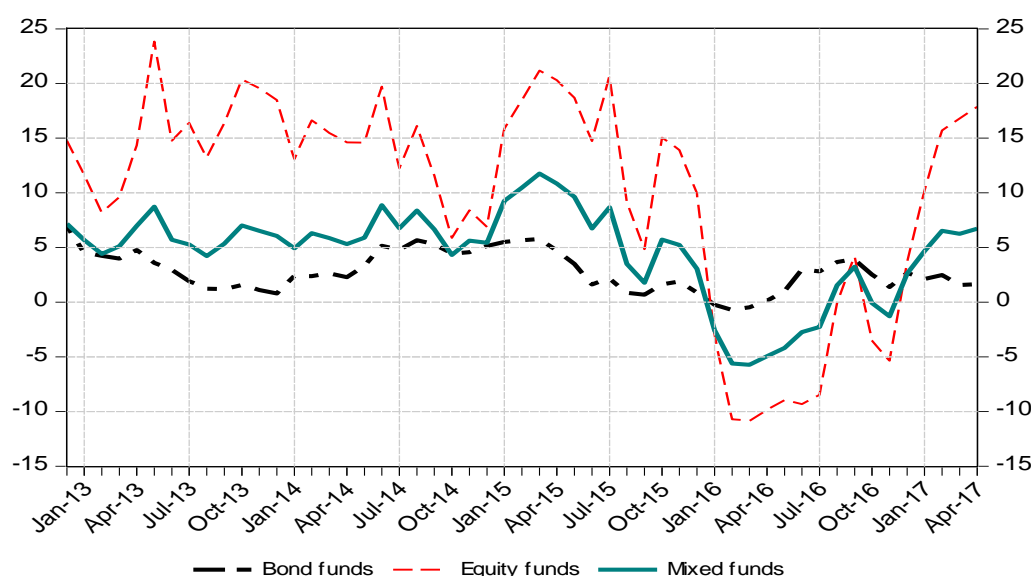
(a) Annual performance net of management fees but before deduction of entry and exit fees commissions (cf. methodology).

(b) Exchange Trade Fund

(c) Private equity funds, hedge funds, employee saving funds, Formula-based funds

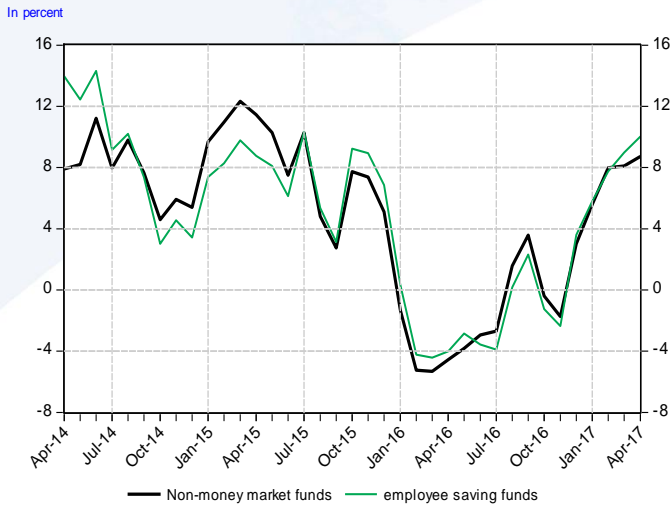
Annual performance of equity, bond and mixed funds

in percent

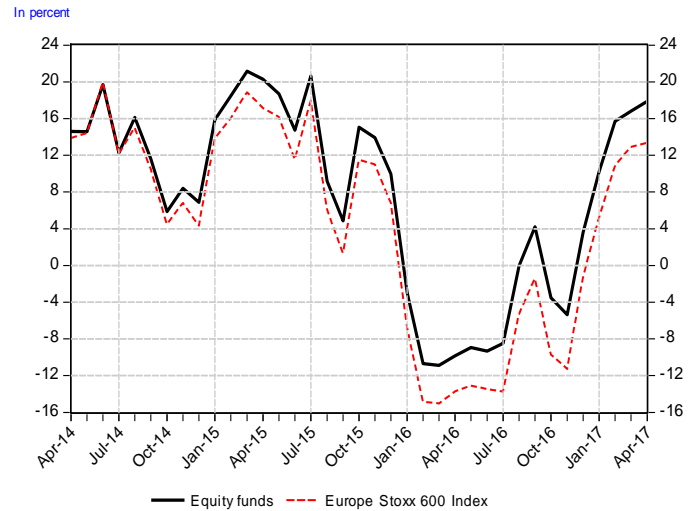


STAT INFO

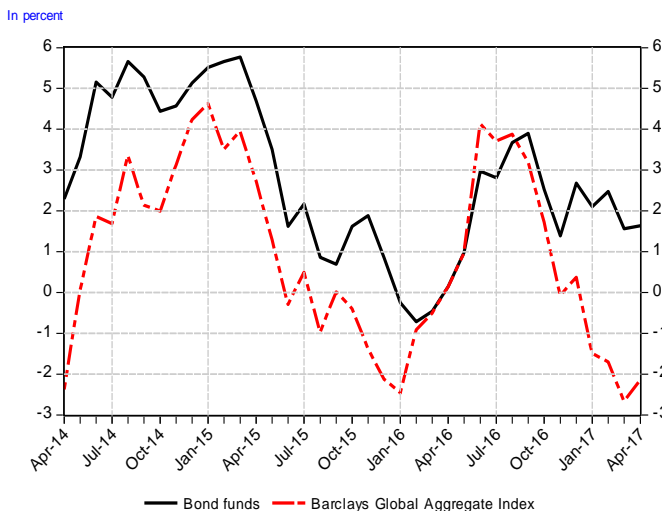
Performance of Non-MMF funds and employee saving funds (a)



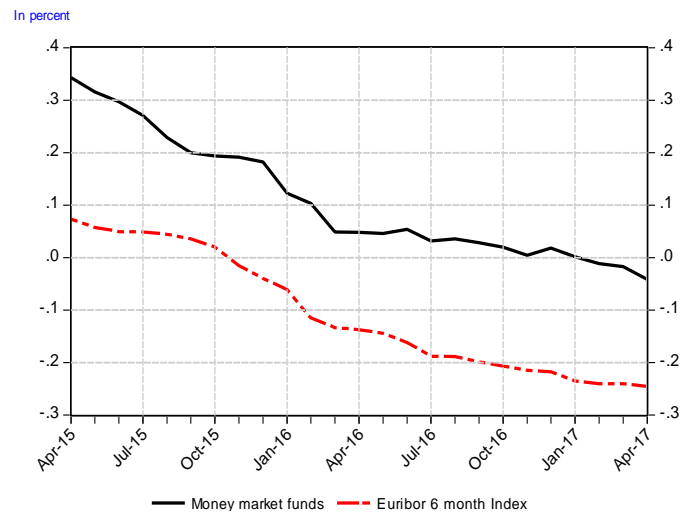
Performance of equity funds (a)



Performance of bond funds (a)



Performance of MMF funds (a)



Source : Banque de France, Barclays

(a) Annual performance net of management fees but before deduction of entry and exit fees commissions (cf. methodology).

Additional information

The different categories of funds under review are defined by the Autorité des Marchés Financiers (AMF – French Financial Markets Authority). The classification of each fund is based on its real risk exposure. The definition of the exposure and the risk thresholds for each category are developed in AMF Instructions 2011-19, 2011-20 and 2011-21.

The **Stoxx 600 index** comprises 600 companies residing in 18 European countries.

The **Barclays index** comprises sovereign and quasi-sovereign bonds, corporate bonds and asset-backed securities. It includes securities denominated in 24 currencies, issued from developed and emerging markets. The rating of the securities is “investment grade” with residual maturity over one year.