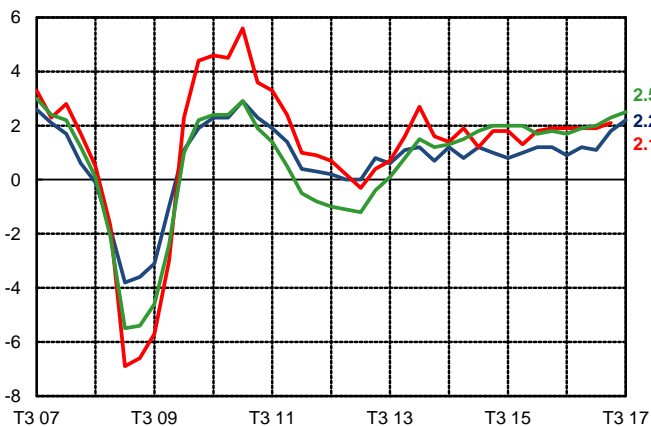


Main Statistical Indicators

— France — Euro area — Germany

GDP GROWTH RATE

GDP at market prices - Growth rate, over 1 year (%)



Source : INSEE, Eurostat

PUBLIC FINANCES

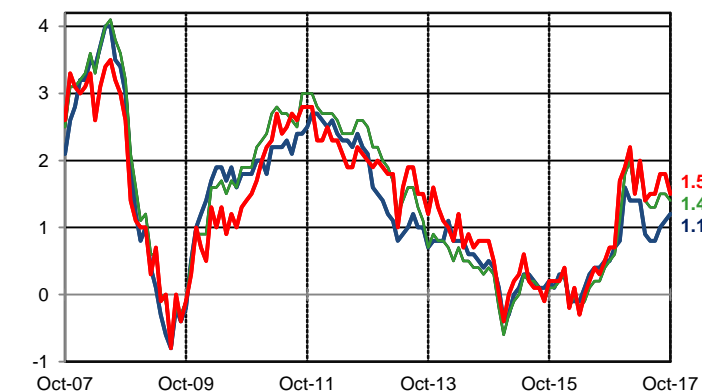
As % of GDP	France	Germany	Euro Area
Public budget balance			
2016	-3.4	+0.8	-1.5
Public budget balance	Q2	Q2	Q2
2017	-3.3	+0.8	-1.3
Structural budget balance, General government			
2016 (définitif)	-2.5	+0.8	-1.0
2017 (prévision)	-2.4	+0.6	-1.1
Dette publique	Q2	Q2	Q2
2017	99.2	66.0	89.1

Source : INSEE, Eurostat

European Commission (European Economic Forecast, Spring 2016)

INFLATION RATE

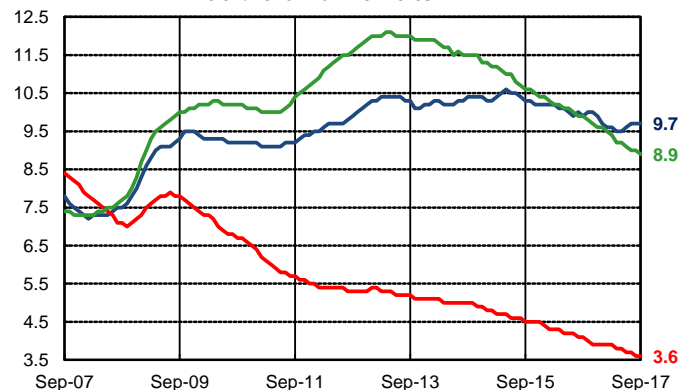
HICP, Annual rate (%)



Source : INSEE, Destatis, Eurostat

UNEMPLOYMENT RATE

As of % of civilian workforce



Source : Eurostat

BoP : CURRENT ACCOUNT

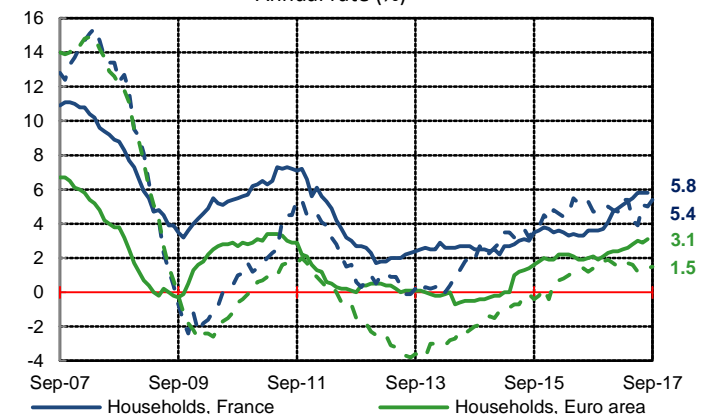
As % of GDP, seasonally adjusted balance Q2 2017

France	-0.8
Germany	+7.3
Euro area	+2.7

Source : Banque de France, Bundesbank, Eurostat
Calculation Banque de France - DGS

LOANS TO HOUSEHOLDS & NON FINANCIAL CORPORATIONS

Annual rate (%)



Source : Banque de France, BCE