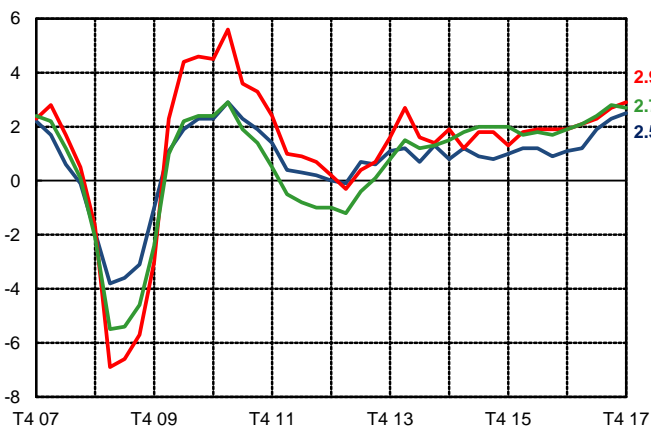


# Main Statistical Indicators

— France — Euro area — Germany

## GDP GROWTH RATE

GDP at market prices - Growth rate, over 1 year (%)



Source : INSEE, Eurostat

## PUBLIC FINANCES

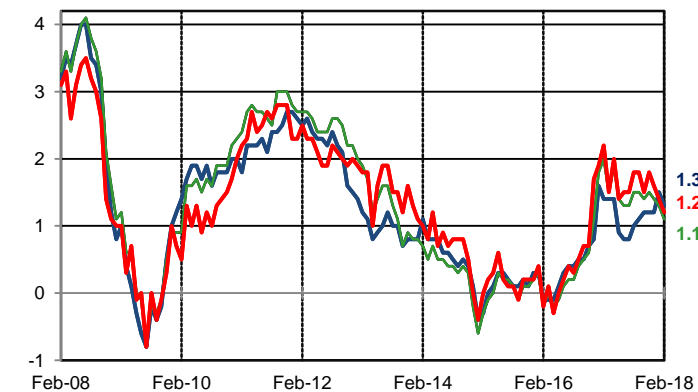
As % of GDP	France	Germany	Euro Area
<b>Public budget balance</b>			
2016	-3.4	+0.8	-1.5
Public budget balance Q3			
2017	-3.1	+1.4	-0.9
<b>Structural budget balance, General government</b>			
2016 (définitif)	-2.6	+0.9	-0.9
2017 (prévision)	-2.4	+0.9	-1.0
<b>Dettes publiques</b>			
2017 Q3	98.1	65.1	88.1

Source : INSEE, Eurostat

European Commission (European Economic Forecast, Autumn 2017)

## INFLATION RATE

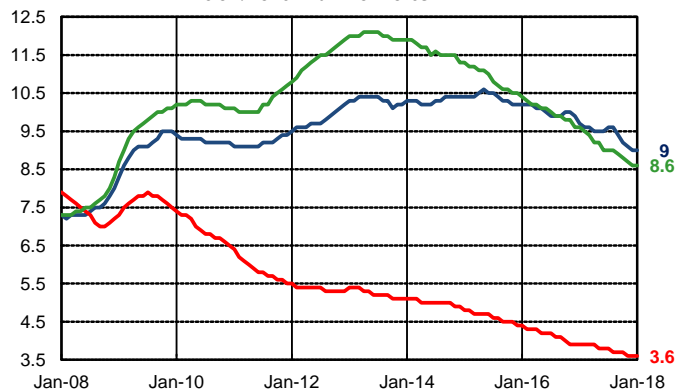
HICP, Annual rate (%)



Source : INSEE, Destatis, Eurostat

## UNEMPLOYMENT RATE

As of % of civilian workforce



Source : Eurostat

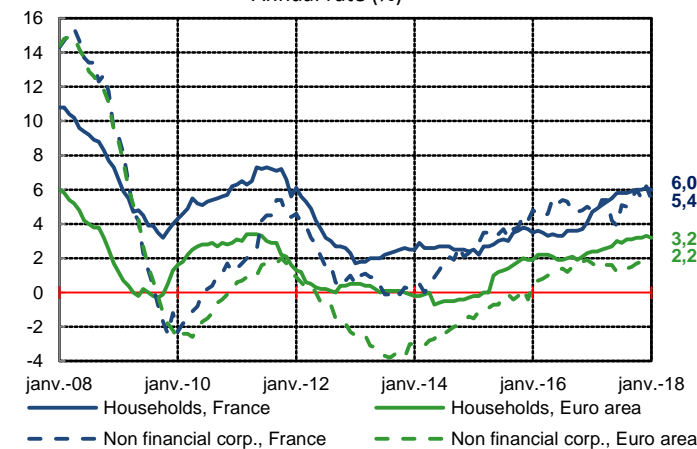
## BoP : CURRENT ACCOUNT

As % of GDP, seasonally adjusted balance Q3 2017	
France	-0.7
Germany	+8.2
Euro area	+3.7

Source : Banque de France, Bundesbank, Eurostat  
Calculation Banque de France - DGS

## LOANS TO HOUSEHOLDS & NON FINANCIAL CORPORATIONS

Annual rate (%)



Source : Banque de France, BCE