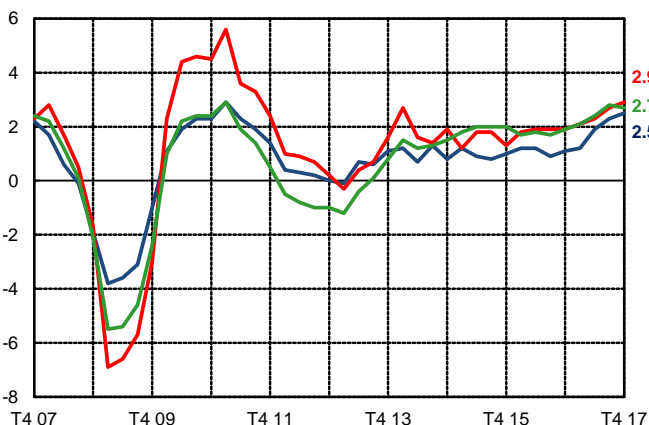


Main Statistical Indicators

— France — Euro area — Germany

GDP GROWTH RATE

GDP at market prices - Growth rate, over 1 year (%)



Source : INSEE, Eurostat

PUBLIC FINANCES

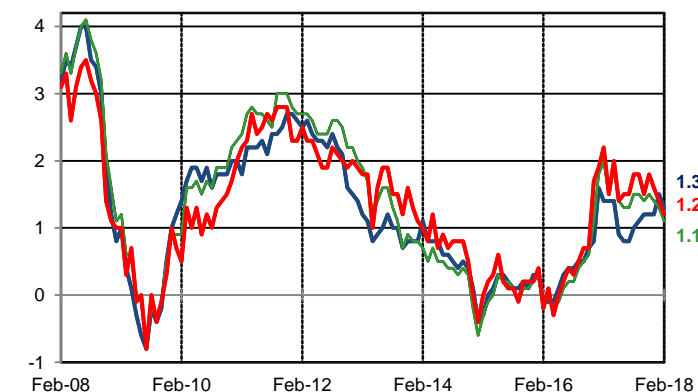
As % of GDP	France	Germany	Euro Area
Public budget balance	2017	2016	2016
	-2.6	+0.8	-1.5
Public budget balance	Q3	Q3	Q3
2017	-3.1	+1.4	-0.9
Structural budget balance, General government	2016 (définitif)	+0.9	-0.9
	-2.6	+0.9	-0.9
	2017 (prévision)	+0.9	-1.0
	-2.4	+0.9	-1.0
Dettes publiques	Q4	Q3	Q3
2017	97.0	65.1	88.1

Source : INSEE, Eurostat

European Commission (European Economic Forecast, Autumn 2017)

INFLATION RATE

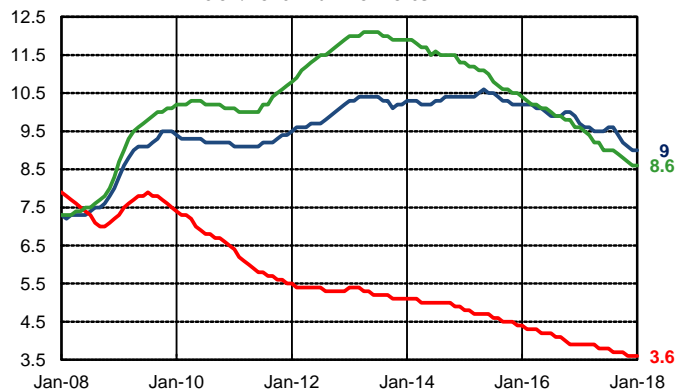
HICP, Annual rate (%)



Source : INSEE, Destatis, Eurostat

UNEMPLOYMENT RATE

As of % of civilian workforce



Source : Eurostat

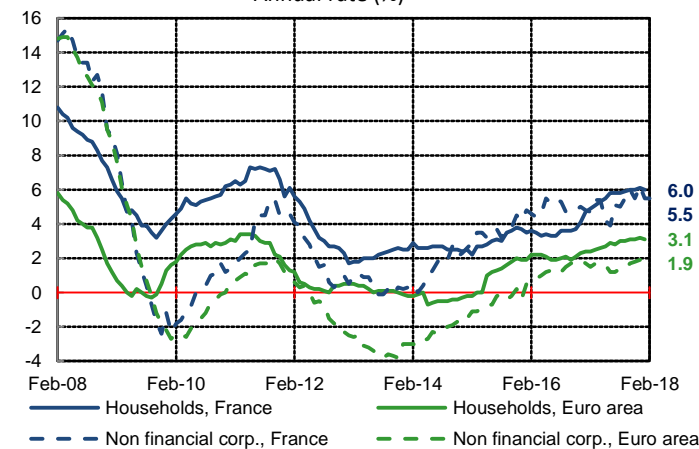
BoP : CURRENT ACCOUNT

As % of GDP, seasonally adjusted balance	Q3 2017
France	-0.7
Germany	+8.2
Euro area	+3.7

Source : Banque de France, Bundesbank, Eurostat
Calculation Banque de France - DGS

LOANS TO HOUSEHOLDS & NON FINANCIAL CORPORATIONS

Annual rate (%)



Source : Banque de France, BCE