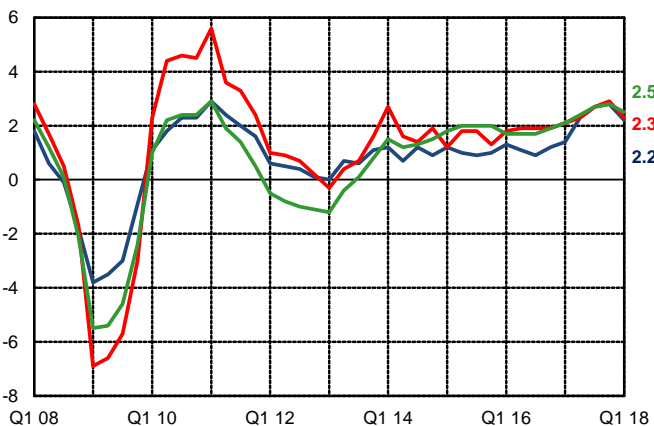


# Main Statistical Indicators

— France — Euro area — Germany

## GDP GROWTH RATE

GDP at market prices - Growth rate, over 1 year (%)



Source : INSEE, Eurostat

## PUBLIC FINANCES

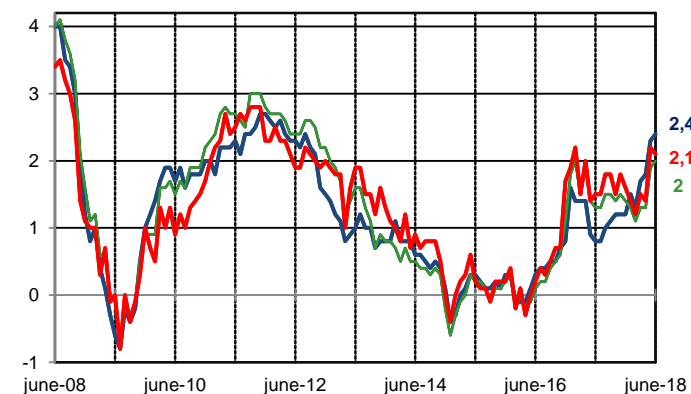
As % of GDP	France	Germany	Euro Area
<b>Public budget balance</b>	<b>2017</b>	2016	2016
	-2.6	+1.3	-0.9
<b>Public budget balance</b>	<b>Q4</b>	Q4	Q4
<b>2017</b>	-2.6	+1.3	-0.9
<b>Structural budget balance, General government</b>			
<b>2016 (définitif)</b>	-2.6	+0.9	-0.9
<b>2017 (prévision)</b>	-2.4	+0.9	-1.0
<b>Public debt</b>	<b>Q1-2018</b>	Q4-2017	Q4-2017
	97.0	64.1	86.7

Source : INSEE, Eurostat

European Commission (European Economic Forecast, Autumn 2017)

## INFLATION RATE

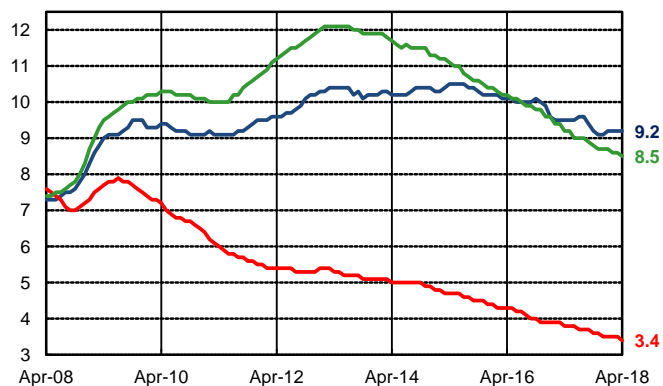
HICP, Annual rate (%)



Source : INSEE, Destatis, Eurostat

## UNEMPLOYMENT RATE

As of % of civilian workforce



Source : Eurostat

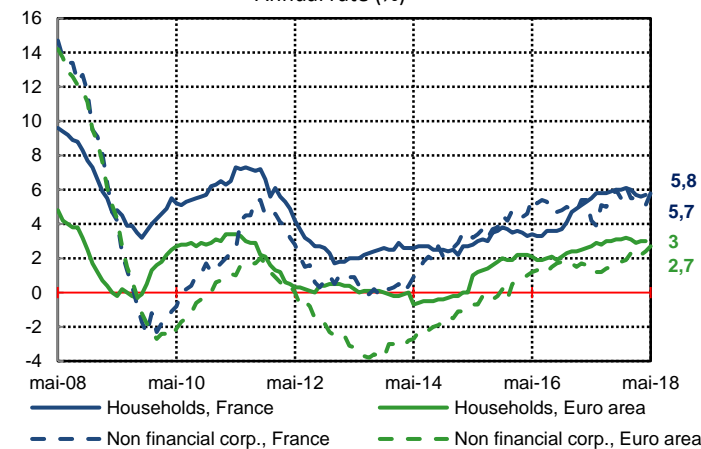
## BoP : CURRENT ACCOUNT

As % of GDP, seasonally adjusted balance	Q3 2017
<b>France</b>	-0.7
<b>Germany</b>	+8.2
<b>Euro area</b>	+3.7

Source : Banque de France, Bundesbank, Eurostat  
Calculation Banque de France - DGS

## LOANS TO HOUSEHOLDS & NON FINANCIAL CORPORATIONS

Annual rate (%)



Source : Banque de France, BCE