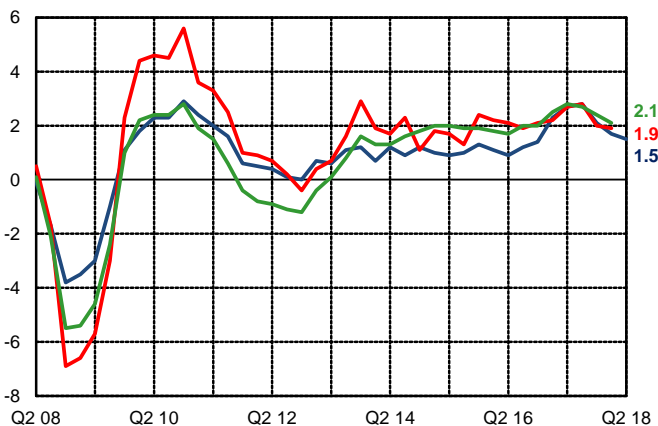


Main Statistical Indicators

— France — Euro area — Germany

GDP GROWTH RATE

GDP at market prices - Growth rate, over 1 year (%)



Source : INSEE, Eurostat

PUBLIC FINANCES

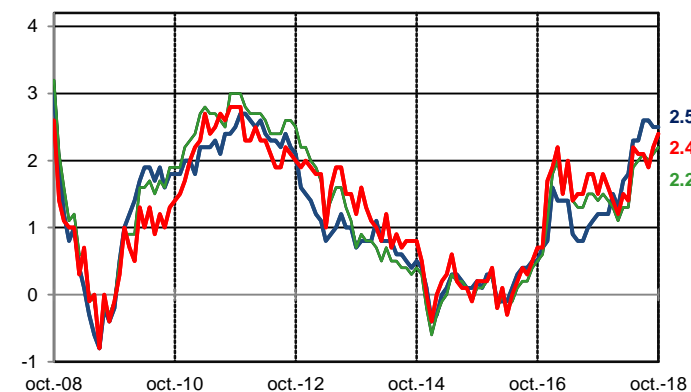
As % of GDP	France	Germany	Euro Area
Public budget balance	2017	2017	2017
	-2.6	+1.3	-0.9
Public budget balance			
Q2 2018	-2.7	+1.9	-0.8
Structural budget balance, General government			
2017 (définitif)	-2.1	+1.5	-0.6
2018 (prévision)	-2.1	+1.2	-0.8
Public debt			
Q2 2018	99.0	61.5	86.3

Source : INSEE, Eurostat

European Commission (European Economic Forecast, Spring 2018)

INFLATION RATE

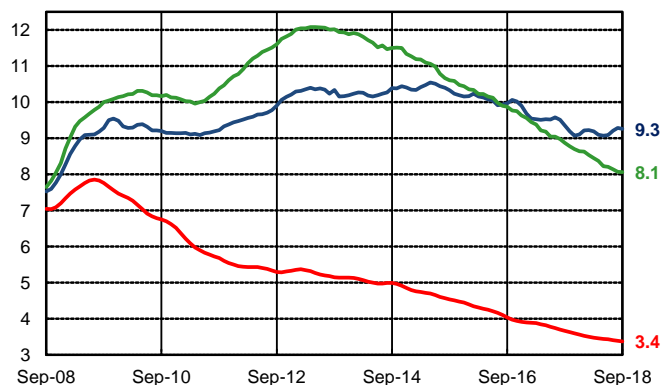
HICP, Annual rate (%)



Source : INSEE, Destatis, Eurostat

UNEMPLOYMENT RATE

As of % of civilian workforce



Source : Eurostat

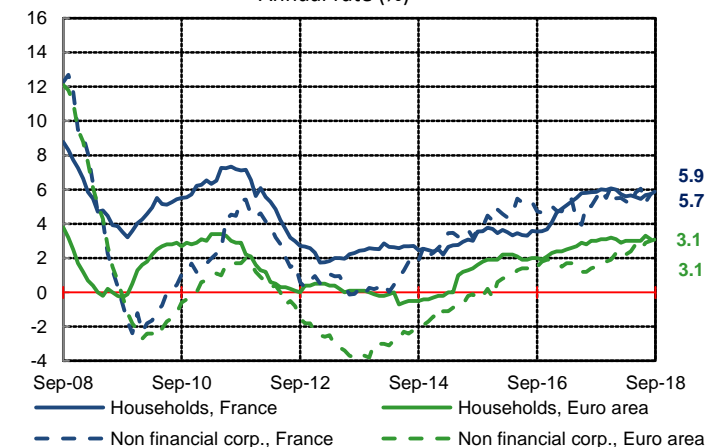
BoP : CURRENT ACCOUNT

As % of GDP, seasonally adjusted balance	Q1 2018
France	-0.2
Germany	+8.7
Euro area	+3.9

Source : Banque de France, Bundesbank, Eurostat
Calculation Banque de France - DGS

LOANS TO HOUSEHOLDS & NON FINANCIAL CORPORATIONS

Annual rate (%)



Source : Banque de France, BCE