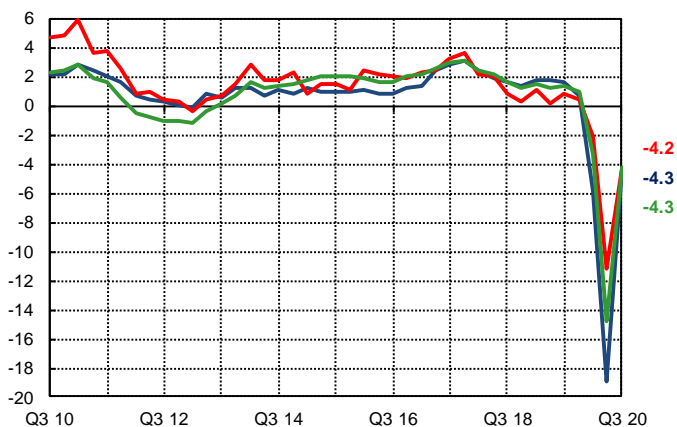


# Main Statistical Indicators

— France — Euro area — Germany

## GDP GROWTH RATE

GDP at market prices - Growth rate, over 1 year (%)



Source : INSEE, Eurostat

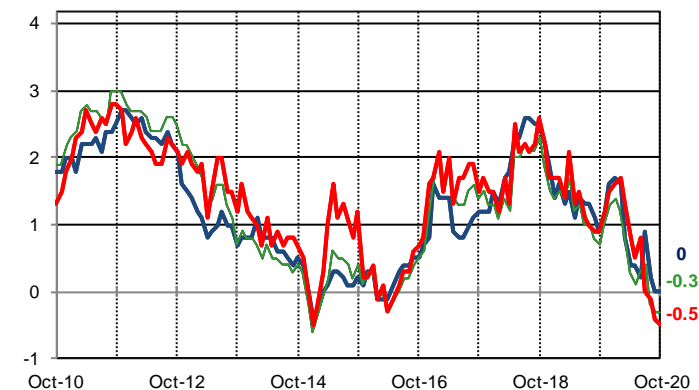
## PUBLIC FINANCES

As % of GDP	France	Germany	Euro Area
<b>Public budget balance</b>	<b>2019</b>	<b>2019</b>	<b>2019</b>
	-3.0	+1.4	-0.6
<b>Public budget balance</b>	<b>Q2 2020</b>	<b>-1.4</b>	<b>-3.7</b>
<b>Structural budget balance, General government</b>	<b>2019 (final)</b>	<b>+1.1</b>	<b>-0.9</b>
	<b>2020 (forecast)</b>	<b>+0.7</b>	<b>-1.1</b>
<b>Public debt</b>	<b>Q2 2020</b>	<b>67.4</b>	<b>95.1</b>

Source : INSEE, Eurostat, European Commission

## INFLATION RATE

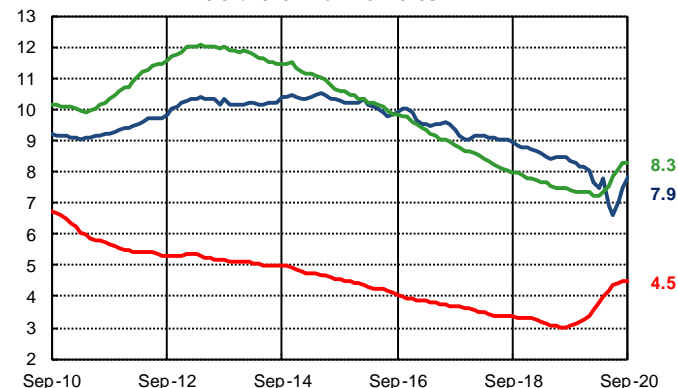
HICP, Annual rate (%)



Source : INSEE, Destatis, Eurostat

## UNEMPLOYMENT RATE

As of % of civilian workforce



Source : Eurostat

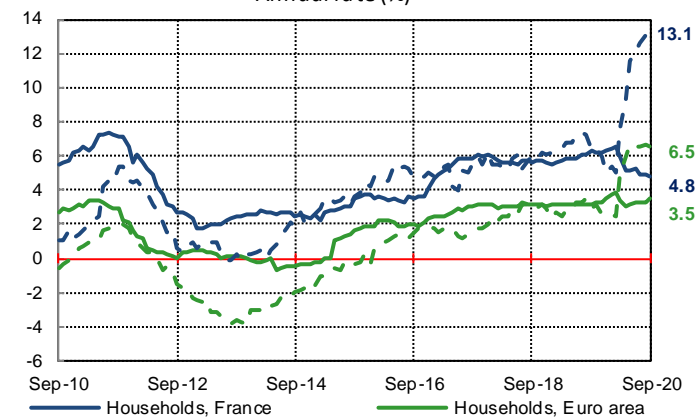
## BoP : CURRENT ACCOUNT

As % of GDP, seasonally adjusted balance	Q2 2020
<b>France</b>	<b>-3.7</b>
<b>Germany</b>	<b>+4.9</b>
<b>Euro area</b>	<b>+2.1</b>

Source : Banque de France, Bundesbank, Eurostat  
Calculation Banque de France - DGS

## LOANS TO HOUSEHOLDS & NON FINANCIAL CORPORATIONS

Annual rate (%)



Source : Banque de France, BCE